



TOWN OF ARLINGTON

CAPITAL PLANNING COMMITTEE

Report to Town Meeting

June 2009

CAPITAL PLANNING COMMITTEE REPORT

TABLE OF CONTENTS

REPORT OF THE CAPITAL PLANNING COMMITTEE	1
The Capital Planning Process	1
Scope of this Report	1
Capital Budget Items versus Operating Budget Items	1
Sources of Funding: Bonds, Cash, and Other	2
Vote by the Town Meeting Under Article 42	3
Planning and Controlling Capital Expenditures	5
An Overview of the Impact of Capital Spending	5
Implementing Previous Capital Plans	7
Planning Ahead in a Complex Environment	7
Reconstruction and Renovation of Town-owned Buildings	7
Fire Station Reconstruction Program	7
A Strategy for Stratton and Thompson	7
Program Spending	8

Tables

Table 1 Comparison to Prior Year Expenditure	3
Table 2 Summary of Article 42	4
Table 3 Components of the Total Expenditure.....	4
Table 4 Capital Planning and 5% Limit	5
Table 6 Analysis of Spending By Program	8

Figures

Figure 1 Five Year History by Funding Source	2
Figure 2 Funding Sources 2010.....	5
Figure 3 Forecast of Non-Exempt Debt Balance.....	6
Figure 4 Total Debt Forecast.....	6

Exhibits

Exhibit I	Capital Budget for FY 2010
Exhibit II	Five-Year Capital Plan
Exhibit III	Article 42
Exhibit IV	List of Town-owned Buildings
Exhibit V	Three Year Spending History
Exhibit VI	Forecast of Non-Exempt Debt Service Expense

REPORT OF THE CAPITAL PLANNING COMMITTEE

The Capital Planning Process

A capital plan is a blueprint for planning a community's capital expenditures. Capital expenditures provide the physical infrastructure upon which the town bases its delivery of services. This infrastructure includes roads and sidewalks, schools and other town buildings, recreational facilities, heavy machinery, and office, data processing and telecommunication equipment. It includes the facilities, the pathways, and the machinery for government services.

The Capital Planning Committee was established by the 1986 Arlington Town Meeting to assist the Town Manager in preparing a multi-year capital plan. The Committee consists of the Town Manager, Superintendent of Schools, Treasurer, Comptroller (or their designees), a representative of the Finance Committee, and four registered voters of the town appointed by the Moderator.

The Capital Planning Committee began work in the fall of 2008 on the five-year plan, FY2010-FY2014. The FY2010 Budget Request forms were reviewed and department heads met with the Committee through the month of January 2009. The Committee discussed each department's requests and general department needs at these meetings. Based on this information, the Committee presented its recommendations to the Town Manager for submittal with the Operating Budget. The Committee presented its plan to the Finance Committee in February 2009.

The Capital Planning Committee does not estimate the costs that appear in the Capital Plan. We obtain these cost estimates from the Department Managers and from the Office of the Town Manager. During the past 20 years, cost estimates have been reasonably accurate except in the case of reconstruction of school buildings. In the case of school buildings, the cost estimates have been significantly below actual cost.

Scope of this Report

The FY2010 Capital Budget (Exhibit I) and the five-year Capital Plan for FY2010-FY2014 (Exhibit II) are presented to you in this report. The recommended vote includes both "Non-Exempt" and "Exempt" debt service, the latter so-called because it is excluded from the limitations of Proposition 2½ by votes of the citizens of the Town in 1997, 2000 and 2001. In the course of this report we will refer to such debt and debt service as "Exempt", and all other capital spending debt and debt service as "Non-Exempt", because it is not exempt from the spending limits of Proposition 2½. This report also discusses a strategy, and its status, for addressing significant improvements at the Stratton and Thompson Schools in the light of the Town's current understanding of the position of the Massachusetts School Building Authority (MSBA).

Capital Budget Items versus Operating Budget Items

The Capital Planning Committee uses the following definitions when deciding whether a particular budget item shall be in the Capital Budget or the Operating Budget. Other communities may define these terms differently.

Capital Asset: An asset that

1. Has an expected useful life of at least two years and
2. Either has a unit cost of at least \$3,000 or is purchased as a quantity of essentially identical units such that the total quantity price is over \$25,000.

Capital Improvement: An improvement to a capital asset that may reasonably be expected to either

1. Adapt the capital asset to a different use or
2. Appreciably lengthen the useful life of the capital asset beyond what may be expected with normal maintenance.

Some examples of Capital Improvements are new electric wiring, a new roof, a new floor, new plumbing, bricking up windows to strengthen a wall, and lighting improvements.

Painting is not considered to be a Capital Improvement unless the painting is part of a larger project that would be classified as a Capital Improvement if there were no painting.

A planned expenditure is included in the Capital Budget only when it is

1. For a Capital Improvement or
2. For the purchase or lease of a Capital Asset or
3. For Plans or Studies in preparation for the purchase of a Capital Improvement or the purchase or lease of a Capital Asset.

All other planned expenditures are in the Operating Budget.

Sources of Funding: Bonds, Cash, and Other

Each year, the Capital Planning Committee (the “CPC” or the “Committee”) presents to Town Meeting the Capital Budget for the following fiscal year and a five-year Capital Plan, the first year of which is the Capital Budget for the following fiscal year. The Capital Budget and Capital Plan expenditures are described by type of expenditure and source of funding. The Committee uses the terms “Cash”, “Bonds”, and “Other” to describe the sources of funding for the Capital Budget and the five-year Capital Plan. Figure 1 provides a recent history of funding sources compared to that proposed in this year’s capital budget vote.

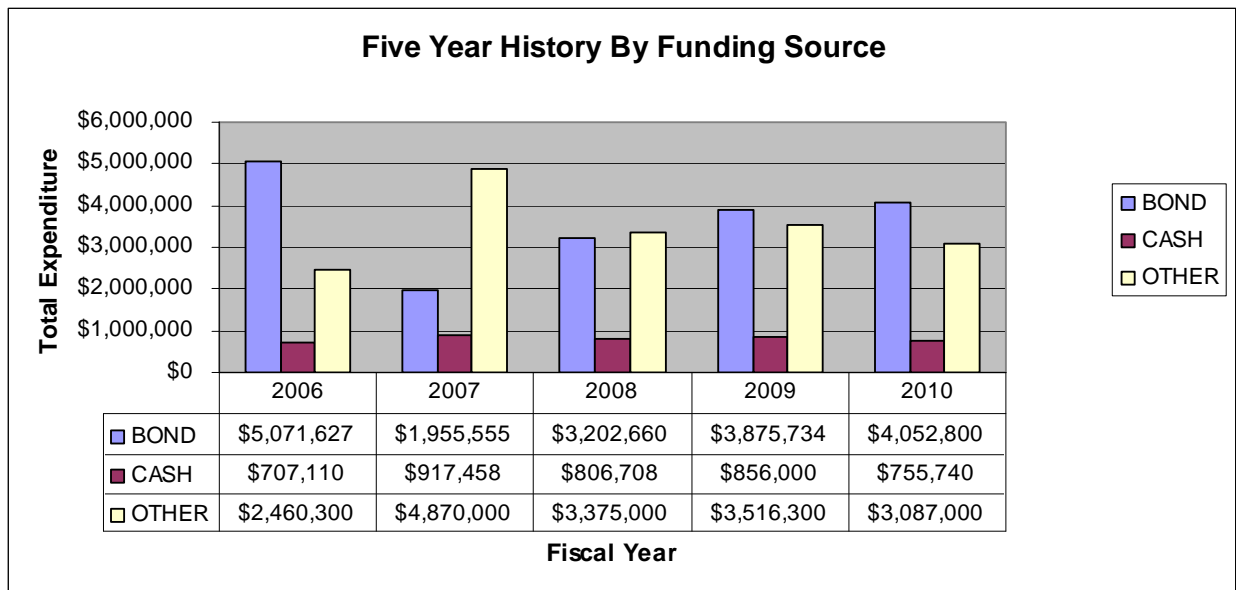


Figure 1 Five Year History by Funding Source

“Cash” refers to those expenditures that are paid for in their entirety in the next fiscal year directly from the general fund.

“Bonds” refers to those expenditures that are financed through borrowing. Payments to retire the bonds are required over an extended period of time, usually three to twenty years. Those extended payments, which include both principal and interest, are usually referred to as “debt service”.

The requirement to make interest payments on bonded debt reduces the amount of money available to meet other needs of the Town. However, major expenditures such as the construction of a school or the purchase of a major piece of fire fighting apparatus would have a disruptive effect on other parts of the capital and operating budgets unless they were funded through bonds. Smaller capital expenditures may be treated differently in different years in order to adjust to contemporary financial constraints.

The recommendations of the Capital Planning Committee are intended to maintain a prudent balance between funding by cash and funding by bonds. Other constraints on excessive borrowing are provided by

- (a) laws and regulations of the Commonwealth and
- (b) analysis by the Bond Underwriting community (including rating services, Bond Counsel, and auditors) of financial reports (typically 100 pages each) created by the office of the Town Treasurer.

“Other” refers to those expenditures that are financed from sources that do not arise directly from the Town's tax levy. These sources may be state and federal grants, user fees, private donations, trust funds, and other non-tax sources. The Town Manager and all department heads are constantly alert to opportunities to fund some of the Town's needs by means of grants.

Table 1 provides a comparison of the current year proposed expenditure to last year's expenditures and their respective impact on the non-exempt budget.

Expenditure FY 2009 vs. FY 2010				
	Expenditure FY 2009	Expenditure FY 2010	Change Amount FY 10 - FY 09	Change % FY 10 - FY 09
Prior Debt Service				
Exempt	\$2,868,118	\$2,697,768	(\$170,350)	(5.94%)
Non-Exempt	\$5,148,830	\$5,801,495	\$652,666	12.68%
Less MWRA Debt	(\$389,630)	(\$669,598)	(\$279,968)	71.85%
Total Prior Debt Service	\$7,627,318	\$7,829,665	\$202,348	2.65%
New Debt Service	\$96,662	\$81,056	(\$15,606)	(16.15%)
Less Ent. Fund Debt Service	(\$271,000)	(\$302,250)	(\$31,250)	11.53%
Total Debt Service	\$7,452,980	\$7,608,471	\$155,491	2.09%
Cash Expenditure	\$856,000	\$755,740	(\$100,260)	(11.71%)
Less Transfer from Ambulance Revolving Fund		(\$3,400)	(\$3,400)	
Total Expenditure	\$8,308,980	\$8,360,811	\$51,831	0.62%
Non-exempt Expenditure	\$5,440,862	\$5,663,043	\$222,181	4.08%
Less Capital Carry Forward	(\$117,862)	(\$253,047)	(\$135,185)	114.70%
Adjust for Ottoson	(\$436,717)	(\$436,717)		
Adjusted Non-Exempt Expenditure	\$4,886,283	\$4,973,279	\$86,996	1.78%

Table 1 Comparison to Prior Year Expenditure

Vote by the Town Meeting Under Article 42

In the vote for the capital appropriation for FY 2010, you will be asked to approve (in six separate votes):

1. Payments for the current year acquisition for new projects using funds obtained directly from the tax levy, and payments for the debt service on capital acquisitions of prior years that are financed through bonds,
2. Acquisitions using sources of funds other than the tax levy,
3. Issuance of bonds to finance new acquisitions that will be paid for in future fiscal years,
4. Authorization of the Town to seek external grants and funds for capital purposes,
5. Carrying-over, in the capital budget, any unspent funds, to be used for capital appropriations in future years, and,
6. Authority for the Town Manager, in certain cases and under certain conditions, to transfer and spend unencumbered borrowed funds that are no longer needed for their original purpose.

Under Article 42, the Capital Planning Committee recommends the vote as printed in the report of the Finance Committee. You are only asked to vote on the Capital Budget for FY2010 under Article 42, and not on the five-year Capital Plan. However, your vote to authorize the Town to finance acquisitions through borrowing encumbers future Town Meetings just as Town Meetings of the past have obligated this Town Meeting to pay the debt service for prior borrowings. These future payments are included in the Capital Plan.

Table 2 Summary of Article 42

FY 2009		Expenditures
By Funding Source		
Cash		\$755,740
Bond		\$4,052,800
Other		\$3,087,000
	Total	\$7,895,540
Calculation Of Net Appropriation of Article		
FY 2009		Capital and Debt Service
Prior Years Non-exempt Debt Service		
	Principal	\$3,915,000
	Interest	\$954,647
	Total Prior Non-exempt Debt Service	\$4,869,647
	Plus Enterprise Fund Debt Svc Approp.	\$262,250
	Plus MWRA Loan Payments	\$669,598
	Net Prior Non-Exempt Debt Service	\$5,801,495
	New Non-exempt Debt Service	\$81,056
	Less Veterans Memorial Rink	(\$40,000)
	Less Ambulance Revolving Fund	(\$3,400)
	Less Capital Carryforward	(\$253,047)
	Current Year Cash Outlay	\$755,740
	Total Non-exempt Appropriation	\$6,341,844
	Exempt Principal	1,895,000
	Total Exempt Interest	802,768
	Total Exempt Debt Service	\$2,697,768
	Less Enterprise Fund Debt Svc Approp.	(\$262,250)
	Less MWRA Loan Payments	(\$669,598)
	Total Tax Rate Appropriation	\$8,107,764

In this year's Capital Budget and in future years of the Capital Plan, different categories of expenditures combine to form the total non-exempt and exempt appropriation. This is summarized in Table 2 Summary of Article above. In FY 2010, Prior Non-Exempt Debt Service (\$4,869,647) is comprised of the current principal and interest for all previous borrowings of the Town that are still outstanding and that have not been excluded from the levy limit of Proposition 2½. This category, as shown, does not include money borrowed by the Water and Sewer Enterprise Fund that is paid not by taxes but by water and sewer fees. These amounts are shown immediately below the Non-exempt debt service in Table 2. Cash is the amount (\$755,740) of directly purchased (non-bonded) acquisitions. Article 42 also authorizes \$4,052,800 in new borrowing. \$81,056 is the estimated tax impact of interest this year for that borrowing. These amounts are reduced by transfers from other available funds, such as Water and Sewer. \$2,697,768 is the amount need to pay the principal and interest on bonds that have been authorized by Debt Exclusion referenda and that are exempt from the limits of Proposition 2½.

Table 3 Components of the Total Expenditure

Fiscal Year	2010	2011	2012	2013	2014	Total
Prior Non-Exempt Debt	\$4,869,647	\$4,470,932	\$3,948,329	\$3,618,089	\$3,377,065	\$20,284,061
Cash	\$755,740	\$651,917	\$717,000	\$697,400	\$706,500	\$3,528,557
New Non-Exempt Debt Service	\$81,056	\$642,175	\$1,162,000	\$1,537,136	\$1,872,797	\$5,295,163
Total Non-Exempt Tax Burden	\$5,706,443	\$5,765,024	\$5,827,329	\$5,852,624	\$5,956,361	\$29,107,781
Adjust for Rink Enterprise Funds	(\$40,000)	(\$40,000)	(\$40,000)	(\$40,000)	(\$40,000)	(\$200,000)
Adjust for Ambulance Revolving	(\$3,400)	(\$49,300)	(\$47,600)	(\$45,900)	(\$47,600)	(\$193,800)
Capital Carry Forward	(\$253,047)	(\$300,000)				(\$417,862)
Adjust for Ottoson	(\$436,717)	(\$436,717)	(\$436,717)	(\$436,717)	(\$436,717)	(\$2,183,585)
Net Non-Exempt Plan	\$4,973,279	\$4,939,007	\$5,303,012	\$5,330,007	\$5,432,044	\$26,112,534

Planning and Controlling Capital Expenditures

Town and School Management are committed to a strict five-year financial plan, adopted as part of the 2005 Override Proposal. The Capital Planning Committee has long practiced five-year planning, and with the support of the Finance Committee and Town Meeting has planned capital expenditures not to exceed 5% of annual revenues averaged over time. Implementing this practice is subtle, because the principal and interest for bonded expenditures have minimal impact on the current year but significant impact in future years. Table 4 Capital Planning and 5% Limit demonstrates that the expenditures in Article 42 and in the Five year Capital Plan meet the Capital Planning Committee’s 5% standard. The current year expenditures are 4.86% of the total Town revenue and the estimate over five years average 4.98%.

Table 4 Capital Planning and 5% Limit

Fiscal Year	2010	2011	2012	2013	2014	Total
Prior Non-Exempt Debt	\$4,869,647	\$4,470,932	\$3,948,329	\$3,618,089	\$3,377,065	\$20,284,061
Cash	\$755,740	\$651,917	\$717,000	\$697,400	\$706,500	\$3,528,557
New Non-Exempt Debt Service	\$81,056	\$642,175	\$1,162,000	\$1,537,136	\$1,872,797	\$5,295,163
Water Sewer Bonds						
Total Non-Exempt Tax Burden	\$5,706,443	\$5,765,024	\$5,827,329	\$5,852,624	\$5,956,361	\$29,107,781
Adjust for Rink Enterprise Funds	(\$40,000)	(\$40,000)	(\$40,000)	(\$40,000)	(\$40,000)	(\$200,000)
Adjust for Ambulance Revolving	(\$3,400)	(\$49,300)	(\$47,600)	(\$45,900)	(\$47,600)	(\$193,800)
Capital Carry Forward	(\$253,047)	(\$300,000)				(\$553,047)
Adjust for Ottoson	(\$436,717)	(\$436,717)	(\$436,717)	(\$436,717)	(\$436,717)	(\$2,183,585)
Net Non-Exempt Plan	\$4,973,279	\$4,939,007	\$5,303,012	\$5,330,007	\$5,432,044	\$25,977,349
Pro Forma Budget	\$ 102,248,530	\$ 102,136,890	\$ 103,388,171	\$ 105,786,699	\$ 108,231,827	\$521,792,117
Budget For Plan at 5%	\$5,112,427	\$5,106,845	\$5,169,409	\$5,289,335	\$5,411,591	\$26,089,606
Plan as % of Revenues	4.86%	4.84%	5.13%	5.04%	5.02%	4.98%
Variance From Budget	\$139,147	\$167,838	(\$133,603)	(\$40,672)	(\$20,453)	\$112,257

The “Adjustment for Ottoson” is an adjustment that recognizes Ottoson School debt service that is paid by the Capital Budget, but for which reimbursements go directly to the General Fund.

An Overview of the Impact of Capital Spending

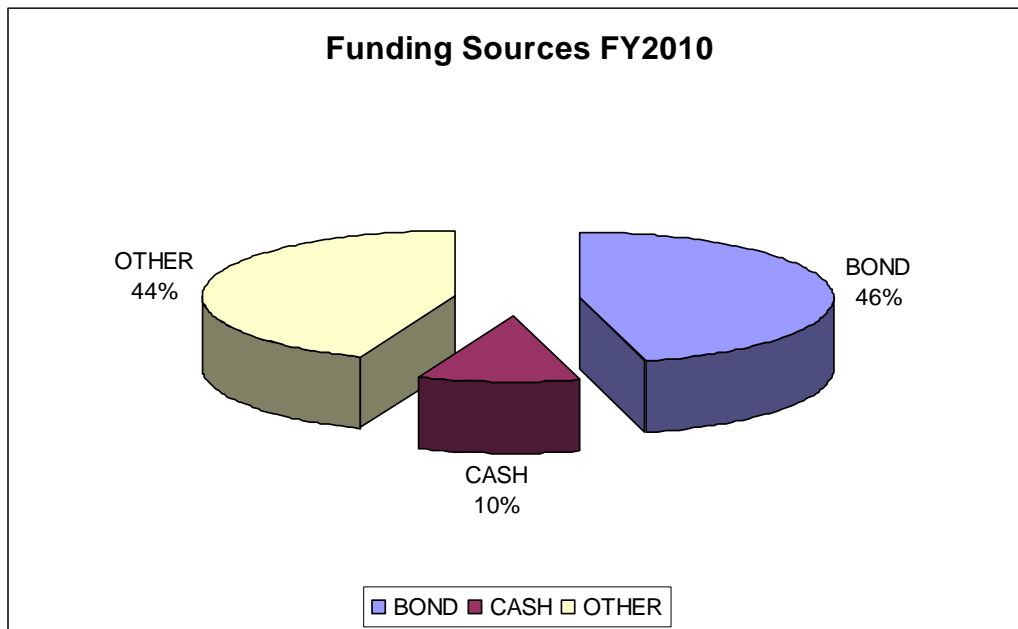


Figure 2 Funding Sources 2010

In Fiscal 2010, as seen in Figure 2, 46% of the planned acquisitions are funded by borrowing through the sale of municipal bonds. The Town has sold bonds for both exempt and non-exempt projects, and as a result the Town carries long-term debt from year to year.

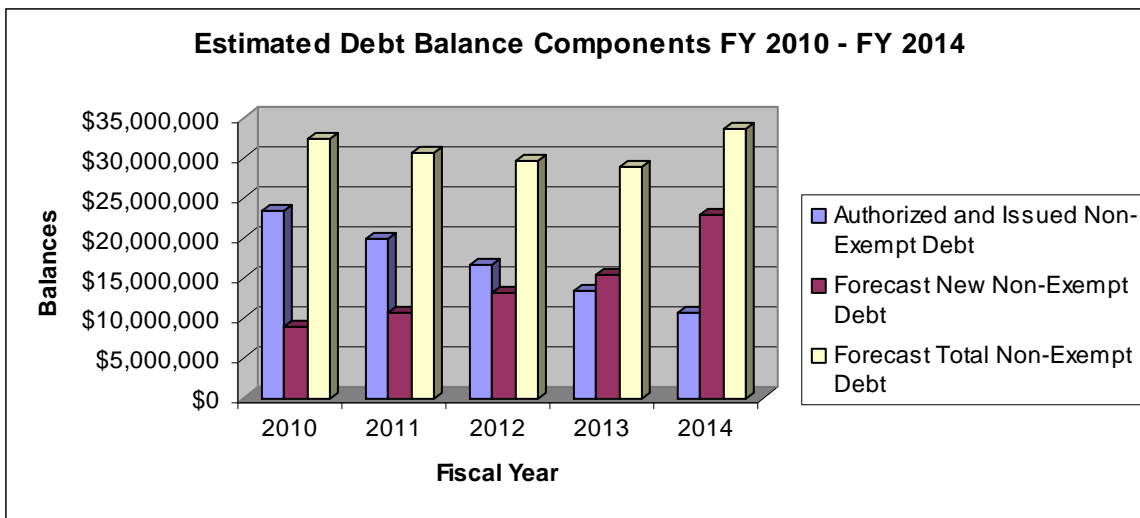


Figure 3 Forecast of Non-Exempt Debt Balance

Figure 3 Forecast of Non-Exempt Debt Balance shows the estimated non-exempt debt that Arlington will carry in this and future years. Outstanding Non-Exempt Debt can affect the Town’s ability to meet its operating budget requirements. That this forecast shows a slight rise, a decline and followed by a rise representing the impact of the Fire Station infrastructure program.

Previously authorized and issued non-exempt debt is projected to be \$27,325,265 on June 30, 2009 and \$23,410,265 on June 30, 2010. Interest Payments on prior non-exempt debt for FY 2010 (July 1, 2010 to June 30, 2010) are projected to be 802,768. Therefore, the average rate of interest on non-exempt debt is projected to be about 3.2 % in FY2010.

Exempt Debt and Total Debt are indicators of pressure on the ability of the Town to support all of its debt service, even outside of the limit of Proposition 2½. Figure 4 forecasts total outstanding debt. As can be seen from this chart, both exempt debt and non-exempt debt are reasonably level over the next five years, with non-exempt debt rising as exempt debt declines. The statutory debt limit is 5% of the Mass Department of Revenue’s Equalized Valuation (EQV) of the Town. Based on the 2009 EQV of \$7.6 billion, the debt limit is \$380 million. Arlington’s estimated total FY 2010 debt of \$50 million is a conservative 13% of the limit.

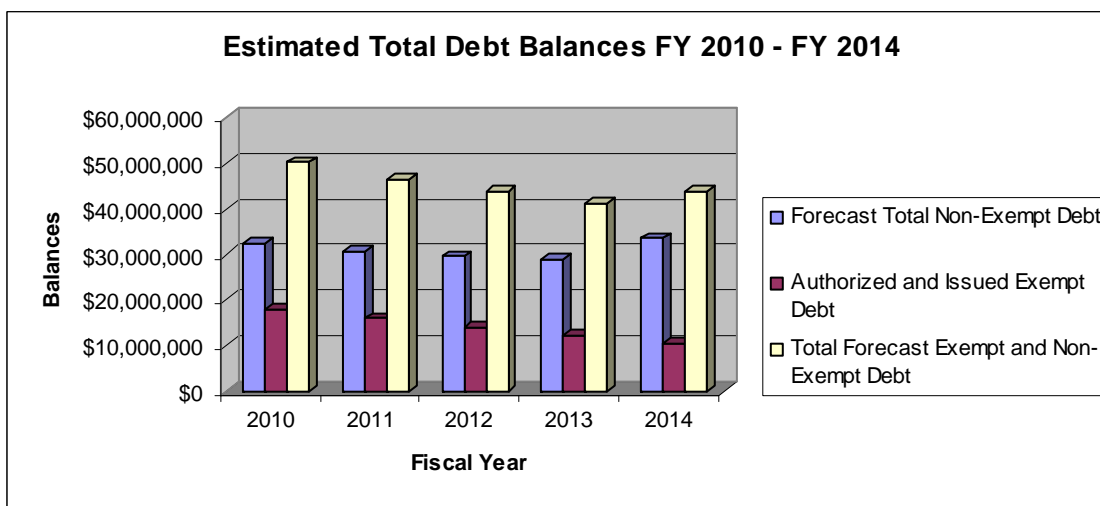


Figure 4 Total Debt Forecast

Implementing Previous Capital Plans

Town Meeting in recent years has approved many capital projects essential to Town services and Arlington's future. Many of the acquisitions or projects approved by last year's Town Meeting have been purchased or their purchase or implementation is in process. These include architectural design contracts for the fire stations, the purchase of a new Quint for the Fire Department, remediation of the Town Hall roof, and sewer and drain improvements in the Mystic Bank area. In the Robbins Library a new energy management system has been installed, a process for public spending printing services has been implemented, Minuteman Library network equipment has been replaced and upgraded, new carpeting has been installed in public and staff areas, and the first phase of a moisture proofing project to prevent leakage in the basement has been completed.

Progress has also been made on a number of projects in the school department. Exterior paving has been improved at Thompson elementary school and their library has been renovated. In addition, an ultrasound and scope evaluation of the Thompson steam system was performed to ensure student and staff safety. At the Stratton school, whiteboards have replaced chalkboards, and new furniture and fixtures have been obtained for the library. At the High School, additional offices in classroom space have been created, bathrooms upgraded, a new hot water boiler installed, and the fire alarm panel has been replaced in Building A. In addition an Early Childhood Center has been implemented at the High School and other system wide projects have been undertaken.

Progress on these acquisitions is monitored by the Comptroller and reported to the Capital Planning Committee.

Planning Ahead in a Complex Environment

Over the last four years, the Capital Planning Committee has been able to do its five-year planning within the context of the Town's Five Year Plan. Despite the fact that this year the state budgeting process has become somewhat chaotic, the Town's Five Year Plan has provided some stability to FY 2010 budgeting. However, between the end of calendar year 2009 and this report, there has been at least one reduction to this year's (FY 2009) budget and eight versions of the proposed fiscal year 2010 budget depending upon the various state budget formulae proposed to be adopted by the State Legislature and the Governor. As this report is being written, the outcome is still not finally known. The FY 2010 budget assumed by the Capital Planning Committee for its modeling is approximately \$1 million lower than that which appears likely to be presented by the Finance Committee to Town Meeting. In addition, forward planning in the Capital Planning Committee model assumes no increases in FY 2011, and only modest increases under Proposition 2 1/2 in the following years. In this context, the Five Year Capital Plan presented to Town Meeting in this report is, the Committee hopes, conservative.

Reconstruction and Renovation of Town-owned Buildings

Exhibit IV provides a list of all buildings owned by the Town of Arlington. The year in which each building was constructed, or most recently renovated, gives some indication of when major additional investment will be required. Buildings that have received substantial recent attention are the Community Safety Building, Fire Stations, and the Public Schools. The Community Safety Building (built in 1983) needs major renovation.

Fire Station Reconstruction Program

After completion of the work by the Fire Stations Study Committee, the Town Manager and the Fire Chief have determined that from a logistics and efficiency basis, it is preferable to renovate the Highland Station first, and Central Station second. In this year's Five Year Plan, that order is reflected, although due to financial constraints at both the state and local level, under current revenue assumptions the implementation of the renovation of Central Station has been postponed to FY 2015 at the earliest. These facts notwithstanding, the Town has submitted the fire station projects for Federal Stimulus Funding support, and the April 2009 Special Town Meeting authorized the Town to immediately bond up to \$10 million for the renovation of either one or both of the fire stations, if 50% of that amount is made available from federal funds. In the Five Year Plan, the renovation of Highland Station is planned for FY 2011.

A Strategy for Stratton and Thompson

Over the last several years, the Town Manager, School Department, Schools Facilities Working Group, Finance Committee and the Capital Planning Committee have crafted a strategy for infrastructure renewal at the Stratton and Thompson schools. This was discussed at length in last year's Capital Planning Report. At the recommendation of the Capital Planning Committee, Town Meeting voted to aggregate \$833,687 in various unspent funds and allocate these to the Stratton and Thompson projects. In mid-March of this year, our legislators, in particular Senator

Donnelly and Representative Garballey, informed the Town that the MSBA had moved the School Department's resubmitted Statement of Interest on the Thompson School from the Planning Phase to the Feasibility Phase, an important step in moving to a funded renovation project. At the Special Town Meeting in April of this year, Town Meeting voted to make those funds available to the Thompson project as requested by the MSBA. The form, scope and funding (by the MSBA) of the Thompson project will become clear following a feasibility study to be conducted by the MSBA and the newly formed Thompson School Building Committee. The Capital Planning Committee supports this activity and recommends that the Town continue to follow the strategy outlined in last year's report to aggregate resources for the support of the Stratton and Thompson schools. This year's proposed Capital Budget and the Five Year Capital Plan reflect this support. The School Department, at the request of the Capital Planning Committee, recently completed two professional external studies that will provide overall guidance in this effort. The Capital Planning Committee will propose an update to this funding plan after the completion of the Thompson Feasibility Study.

Program Spending

Table 5 summarizes Non-Exempt Town expenditures by program from 2006 (2006 through 2008 are actual) through the five year capital plan. The debt-excluded elementary school projects are exempt from Proposition 2½, and are not included in this chart.

Table 5 Analysis of Spending By Program

AMOUNT	FISCAL YEAR								Grand Total
PROGRAM	2007	2008	2009	2010	2011	2012	2013	2014	
DEPARTMENTAL PROJECT	\$382,500	\$130,500	\$138,300	\$29,000	\$23,500	\$25,000	\$50,000	\$58,000	\$836,800
EQUIPMENT REPLACEMENT	\$192,000	\$375,500	\$119,000	\$240,000	\$371,000	\$306,000	\$72,000	\$137,000	\$1,812,500
INFORMATION TECHNOLOGY	\$384,200	\$298,800	\$310,650	\$282,500	\$124,500	\$355,700	\$354,200	\$663,700	\$2,774,250
INFRASTRUCTURE IMPROVEMENT	\$3,973,000	\$2,697,500	\$3,364,300	\$3,741,000	\$6,001,000	\$3,395,500	\$2,540,000	\$3,188,000	\$28,900,300
MAJOR REPAIRS		\$110,000	\$80,000	\$10,000	\$10,000		\$40,000		\$250,000
PARKS & PLAY GROUNDS				\$25,000	\$500,693	\$275,000	\$1,110,000	\$562,000	\$2,472,693
PHOTOCOPIER PROGRAM	\$69,958	\$94,708	\$121,200	\$146,740	\$123,490	\$116,000	\$110,200	\$115,500	\$897,796
PUBLIC BUILDING MAINTENANCE	\$730,355	\$1,054,260	\$840,584	\$1,916,300	\$325,457	\$625,330	\$1,453,300	\$303,500	\$7,249,086
ROADS AND PATHS INFRASTRUCTURE	\$1,050,000	\$875,000	\$1,500,000	\$975,000	\$930,000	\$909,000	\$1,130,000	\$900,000	\$8,269,000
STUDENT TRANSPORTATION	\$143,000					\$112,000	\$47,000		\$302,000
VEHICLE REPLACEMENT	\$393,000	\$1,312,000	\$1,304,000	\$530,000	\$408,000	\$500,000	\$393,000	\$1,557,000	\$6,397,000
PARKS PLAY GROUNDS & FIELDS	\$425,000	\$436,100	\$470,000						\$1,331,100
Grand Total	\$7,743,013	\$7,384,368	\$8,248,034	\$7,895,540	\$8,817,640	\$6,619,530	\$7,299,700	\$7,484,700	\$61,492,525

Respectfully submitted by

- Stephen J. Andrew — Moderator Appointee
- John A. FitzMaurice, Vice-Chairman — Moderator Appointee
- Charles T. Foskett, Chairman — FinCom Designee
- Nancy Galkowski— Town Manager's Designee
- Stephen J. Gilligan—Town Treasurer
- Ruth Lewis—Town Comptroller
- Anthony T. Lionetta, Secretary — Moderator Appointee
- Susan Mazzarella—School Superintendent's Designee
- Barbara Thornton — Moderator Appointee

Deputy Town Manager Nancy Galkowski attends meetings but, with the consent of the Committee, does not vote. Accordingly she does not join in signing this report.

**Town of Arlington
Capital Budget FY 2010**

Sum of AMOUNT			FUNDING SOURCE			
DEPARTMENT	PROGRAM	EXPENDITURE	BOND	CASH	OTHER	Grand Total
BOARD OF ASSESSOR	PHOTOCOPIER PROGRAM	Photocopier lease		\$5,000		\$5,000
BOARD OF ASSESSORS Total				\$5,000		\$5,000
BOARD OF SELECTMEN	PHOTOCOPIER PROGRAM	Photocopier lease		\$6,000		\$6,000
BOARD OF SELECTMEN Total				\$6,000		\$6,000
COMMUNITY SAFETY - FIRE SERVICES	EQUIPMENT REPLACEMENT	Upgrade Radio System	\$125,000			\$125,000
	INFRASTRUCTURE IMPROVEMENT	Building Repairs	\$15,000			\$15,000
	VEHICLE REPLACEMENT	Ambulance replacement	\$170,000			\$170,000
COMMUNITY SAFETY - FIRE SERVICES Total			\$310,000			\$310,000
COMMUNITY SAFETY - POLICE SERVICES	DEPARTMENTAL PROJECT	Laser Radar		\$3,500		\$3,500
	EQUIPMENT REPLACEMENT	Bullet Proof Vest Program		\$15,000		\$15,000
		Air conditioning - Server Room		\$15,000		\$15,000
	PHOTOCOPIER PROGRAM	Photocopier		\$4,500		\$4,500
	PUBLIC BUILDING MAINTENANCE	C.S. Building Renovations -5 Year plan	\$1,350,000			\$1,350,000
VEHICLE REPLACEMENT	Vehicle Replacement Program		\$75,000		\$75,000	
COMMUNITY SAFETY - POLICE SERVICES Total			\$1,350,000	\$113,000		\$1,463,000
COMPROLLER	DEPARTMENTAL PROJECT	Replace Carpeting		\$7,500		\$7,500
COMPROLLER Total				\$7,500		\$7,500
COUNCIL ON AGING TRANSPORTATION ENTERPRISE FUND	VEHICLE REPLACEMENT	Van Replacement Program			\$20,000	\$20,000
COUNCIL ON AGING TRANSPORTATION ENTERPRISE FUND Total					\$20,000	\$20,000
HEALTH & HUMAN SERVICES	INFRASTRUCTURE IMPROVEMENT	Whittemore Robbins House Chimney Repairs	\$75,000			\$75,000
		Whittemore Robbins House Front Porch	\$25,000			\$25,000
	PHOTOCOPIER PROGRAM	Photocopier Lease - Council on Aging		\$2,200		\$2,200
		Photocopier Lease - Robbins House		\$2,200		\$2,200
		Photocopier Lease - Board of Health		\$3,500		\$3,500
HEALTH & HUMAN SERVICES Total			\$100,000	\$7,900		\$107,900
INFORMATION TECHNOLOGY	INFORMATION TECHNOLOGY	Educational IT Program	\$125,000			\$125,000
		Library MLN Equipment	\$23,300			\$23,300
		School Dept-Admin Micro Program	\$40,000			\$40,000
		Software Upgrades & Standardization	\$30,000			\$30,000
		Town-Microcomputer Program	\$60,000			\$60,000
		Library -PC Vend Printing/Photocopier Project	\$4,200			\$4,200
	PHOTOCOPIER PROGRAM	Photocopier		\$2,000		\$2,000
INFORMATION TECHNOLOGY Total			\$282,500	\$2,000		\$284,500
LEGAL/WORKERS' COMPENSATION	PHOTOCOPIER PROGRAM	Photocopier		\$3,000		\$3,000
LEGAL/WORKERS' COMPENSATION Total				\$3,000		\$3,000
LIBRARY	INFRASTRUCTURE IMPROVEMENT	Dehumidification - Local History room	\$20,000			\$20,000
	PHOTOCOPIER PROGRAM	Photocopier		\$2,640		\$2,640
	PUBLIC BUILDING MAINTENANCE	Carpet replacement	\$6,300			\$6,300
LIBRARY Total			\$26,300	\$2,640		\$28,940
PERSONNEL	PHOTOCOPIER PROGRAM	Photocopier		\$3,200		\$3,200
PERSONNEL Total				\$3,200		\$3,200
PUBLIC WORKS ADMINISTRATION	DEPARTMENTAL PROJECT	Mall Lights		\$18,000		\$18,000
	PHOTOCOPIER PROGRAM	Photocopier		\$2,500		\$2,500
PUBLIC WORKS ADMINISTRATION Total				\$20,500		\$20,500
PUBLIC WORKS CEMETERY DIVISION	MAJOR REPAIRS	Stones/ Tombs -Clean,restore,repair			\$10,000	\$10,000
	VEHICLE REPLACEMENT	1 ton Dump Truck			\$61,000	\$61,000
PUBLIC WORKS CEMETERY DIVISION Total					\$71,000	\$71,000
PUBLIC WORKS ENGINEERING DIVISION	PHOTOCOPIER PROGRAM	Copier plotter scanner		\$15,000		\$15,000
PUBLIC WORKS ENGINEERING DIVISION Total				\$15,000		\$15,000
PUBLIC WORKS HIGHWAY DIVISION	EQUIPMENT REPLACEMENT	Sander Body	\$15,000			\$15,000

**Town of Arlington
Capital Budget FY 2010**

Sum of AMOUNT			FUNDING SOURCE			
DEPARTMENT	PROGRAM	EXPENDITURE	BOND	CASH	OTHER	Grand Total
PUBLIC WORKS HIGHWAY DIVISION	ROADS AND PATHS INFRASTRUCTURE	Chapter 90 Roadway			\$500,000	\$500,000
		Roadway Reconstruction		\$350,000		\$350,000
		Sidewalks and Curbstones		\$125,000		\$125,000
	VEHICLE REPLACEMENT	1 ton Dump Truck	\$61,000			\$61,000
		Utility Truck	\$68,000			\$68,000
PUBLIC WORKS HIGHWAY DIVISION Total			\$144,000	\$475,000	\$500,000	\$1,119,000
PUBLIC WORKS NATURAL RESOURCES DIVISION	EQUIPMENT REPLACEMENT	Stump Grinder	\$45,000			\$45,000
		PUBLIC WORKS NATURAL RESOURCES DIVISION Total			\$45,000	
PUBLIC WORKS PROP	PUBLIC BUILDING MAINTENANCE	Grove Street Masonry repairs	\$100,000			\$100,000
PUBLIC WORKS PROPERTIES DIVISION Total			\$100,000			\$100,000
PUBLIC WORKS WATER/SEWER DIVISION	EQUIPMENT REPLACEMENT	Small equipment			\$5,000	\$5,000
		INFRASTRUCTURE IMPROVEMENT	Sewer System Rehabilitation			\$850,000
	Water System Rehabilitation				\$1,300,000	\$1,300,000
	Hydrant replacement program				\$50,000	\$50,000
	Lift Station upgrade				\$50,000	\$50,000
VEHICLE REPLACEMENT	33,000 GVW Truck			\$75,000	\$75,000	
PUBLIC WORKS WATER/SEWER DIVISION Total					\$2,330,000	\$2,330,000
RECREATION	PARKS & PLAYGROUNDS	Safety Improvements	\$25,000			\$25,000
RECREATION Total			\$25,000			\$25,000
REDEVELOPMENT BOA	INFRASTRUCTURE IMPROVEMENT	5 56 5			\$85,000	\$85,000
		23 Maple Exterior renovations			\$35,000	\$35,000
		Gibbs Boiler replacement	\$125,000			\$125,000
		Central Interior - Lobbies/ Baths/ Stairs/ Hall			\$20,000	\$20,000
		Jefferson Cutter Windows			\$6,000	\$6,000
		23 Maple Kitchen renovation			\$20,000	\$20,000
		Gibbs Retaining Wall/ Fence Repl/ Ext site improvements	\$15,000			\$15,000
		Gibbs Gymnasium Floor Replacement	\$50,000			\$50,000
		REDEVELOPMENT BOARD Total			\$190,000	
SCHOOLS	EQUIPMENT REPLACEMENT	Replace Fire Control Inst. Alarm Panels HS	\$20,000			\$20,000
		PHOTOCOPIER PROGRAM	Photocopier Lease Program		\$84,000	\$84,000
	PUBLIC BUILDING MAINTENANCE	Thompson School Improvements	\$120,000			\$120,000
		Stratton School Improvements	\$150,000			\$150,000
		High School - exterior doors	\$40,000			\$40,000
Special Ed Space Improv. HS & Other	\$150,000			\$150,000		
SCHOOLS Total			\$480,000	\$84,000		\$564,000
TOWN MANAGER	PHOTOCOPIER PROGRAM	Photocopier		\$5,000		\$5,000
TOWN MANAGER Total				\$5,000		\$5,000
TREASURER	PHOTOCOPIER PROGRAM	Photocopier		\$6,000		\$6,000
TREASURER Total				\$6,000		\$6,000
VETERANS' MEMORIAL RINK ENTERPRISE FUND	INFRASTRUCTURE IMPROVEMENT	Rink Renovations: Ice slab/refrigeration/dasher boards	\$1,000,000			\$1,000,000
VETERANS' MEMORIAL RINK ENTERPRISE FUND Total			\$1,000,000			\$1,000,000
Grand Total			\$4,052,800	\$755,740	\$3,087,000	\$7,895,540

Town of Arlington Five Year Capital Plan FY2010- FY2014

Sum of AMOUNT			FISCAL YEAR						
DEPARTMENT	PROGRAM	EXPENDITURE	2010	2011	2012	2013	2014	Grand Total	
BOARD OF ASSESSORS	PHOTOCOPIER PROGRAM	Photocopier lease	\$5,000	\$5,000	\$1,500		\$5,500	\$17,000	
BOARD OF ASSESSORS Total			\$5,000	\$5,000	\$1,500		\$5,500	\$17,000	
BOARD OF SELECTMEN	DEPARTMENTAL PROJECT	Records Retention Program							
	PHOTOCOPIER PROGRAM	Photocopier lease	\$6,000	\$3,000	\$5,500	\$5,500	\$5,500	\$25,500	
BOARD OF SELECTMEN Total			\$6,000	\$3,000	\$5,500	\$5,500	\$5,500	\$25,500	
COMMUNITY SAFETY - FIRE SERVICES	DEPARTMENTAL PROJECT	Automatic Difibrillators		\$16,000				\$16,000	
		Protective Gear Replacement				\$32,000	\$40,000	\$72,000	
	EQUIPMENT REPLACEMENT	Thermal Imaging Cameras				\$24,000			\$24,000
		Upgrade Radio System	\$125,000						\$125,000
		Exercise Equipment & Furniture			\$275,000				\$275,000
		Replace fire alarm system						\$70,000	\$70,000
		Self Contained Breathing Apparatus						\$70,000	\$70,000
	INFRASTRUCTURE IMPROVEMENT	Building Repairs	\$15,000	\$17,000	\$17,500				\$49,500
		Fire Station Plan - Central Station					\$320,000		\$320,000
		Fire Station - Highland		\$3,200,000					\$3,200,000
Relocation/temporary housing during rebuild program			\$200,000					\$200,000	
VEHICLE REPLACEMENT	Ambulance replacement	\$170,000					\$170,000	\$340,000	
	Vehicle Replacement- Chief				\$30,000			\$30,000	
	Replace 1 Engine (#3 or #4)					\$525,000		\$525,000	
	Replace C2					\$30,000		\$30,000	
COMMUNITY SAFETY - FIRE SERVICES Total			\$310,000	\$3,708,000	\$71,500	\$32,000	\$1,155,000	\$5,276,500	
COMMUNITY SAFETY - POLICE SERVICES	DEPARTMENTAL PROJECT	Laser Radar	\$3,500	\$3,500				\$7,000	
	EQUIPMENT REPLACEMENT	Bullet Proof Vest Program	\$15,000	\$15,000	\$15,000	\$15,000	\$15,000	\$75,000	
		Digital fingerprint imaging machine			\$25,000			\$25,000	
		Speed Trailer Replacement					\$15,000	\$15,000	
		Air conditioning - Server Room	\$15,000					\$15,000	
	INFORMATION TECH	Traffic Measuring Devices/Software							
	PHOTOCOPIER PROGRAM	Photocopier	\$4,500	\$4,500	\$4,500	\$4,500	\$6,000	\$24,000	
	PUBLIC BUILDING MAINTENANCE	C.S. Building Renovations -5 Year plan	\$1,350,000			\$935,000		\$2,285,000	
VEHICLE REPLACEMENT	Animal Control Van			\$30,000				\$30,000	
	Vehicle Replacement Program	\$75,000	\$75,000	\$131,000	\$131,000	\$75,000	\$487,000		
	Vehicle Replacement Program - Hybrid - Town Manager					\$28,000	\$28,000		
COMMUNITY SAFETY - POLICE SERVICES Total			\$1,463,000	\$98,000	\$205,500	\$1,085,500	\$139,000	\$2,991,000	
COMMUNITY SAFETY - SUPPORT SERVICES	EQUIPMENT REPLA	Tire Changing Machine					\$15,000	\$15,000	

Town of Arlington Five Year Capital Plan FY2010- FY2014

Sum of AMOUNT			FISCAL YEAR						
DEPARTMENT	PROGRAM	EXPENDITURE	2010	2011	2012	2013	2014	Grand Total	
COMMUNITY SAFETY - SUPPORT SERVICES Total							\$15,000	\$15,000	
COMPTROLLER	DEPARTMENTAL PR	Replace Carpeting	\$7,500					\$7,500	
COMPTROLLER Total			\$7,500					\$7,500	
COUNCIL ON AGING TRANSPORTATION ENTERPRISE FUND	VEHICLE REPLACEMENT	Van Replacement Program	\$20,000					\$20,000	
COUNCIL ON AGING TRANSPORTATION ENTERPRISE FUND Total			\$20,000					\$20,000	
HEALTH & HUMAN SERVICES	INFRASTRUCTURE	Whittemore Robbins House Chimney Repairs	\$75,000					\$75,000	
		Whittemore Robbins Cottage Roof Repairs		\$5,000				\$5,000	
		Whittemore Robbins House Front Porch	\$25,000					\$25,000	
	PHOTOCOPIER PRG	Photocopier Lease - Council on Aging	\$2,200	\$2,200	\$2,200	\$900		\$7,500	
		Photocopier Lease - Robbins House	\$2,200	\$2,200	\$2,200	\$900		\$7,500	
		Photocopier Lease - Board of Health	\$3,500	\$3,500	\$3,500			\$10,500	
HEALTH & HUMAN SERVICES Total			\$107,900	\$12,900	\$7,900	\$1,800		\$130,500	
INFORMATION TECHNOLOGY	INFORMATION TECH	Educational IT Program	\$125,000	\$30,000	\$125,000	\$125,000	\$125,000	\$530,000	
		Library MLN Equipment	\$23,300	\$20,300	\$20,600	\$19,100	\$18,600	\$101,900	
		School Dept-Admin Micro Program	\$40,000	\$20,000	\$40,000	\$40,000	\$40,000	\$180,000	
		Software Upgrades & Standardization	\$30,000	\$30,000	\$30,000	\$30,000	\$30,000	\$150,000	
		Town-Microcomputer Program	\$60,000	\$20,000	\$60,000	\$60,000	\$60,000	\$260,000	
		Replacement of Receivable Package					\$200,000	\$200,000	
		Cemetery - Mapping software			\$75,000	\$75,000		\$150,000	
		Library -PC Vend Printing/Photocopier Project	\$4,200	\$4,200	\$5,100	\$5,100	\$5,100	\$23,700	
		Library RFID system					\$185,000	\$185,000	
		PHOTOCOPIER PRG	Photocopier	\$2,000	\$750				\$2,750
INFORMATION TECHNOLOGY Total			\$284,500	\$125,250	\$355,700	\$354,200	\$663,700	\$1,783,350	
INSPECTIONS	VEHICLE REPLACEMENT	Vehicle - Building/Plumbing/Wire Inspectors		\$25,000		\$25,000		\$50,000	
INSPECTIONS Total				\$25,000		\$25,000		\$50,000	
LEGAL/WORKERS' COMPENSATION	PHOTOCOPIER PROGRAM	Photocopier	\$3,000	\$3,000	\$3,000	\$3,000	\$5,500	\$17,500	
LEGAL/WORKERS' COMPENSATION Total			\$3,000	\$3,000	\$3,000	\$3,000	\$5,500	\$17,500	
LIBRARY	INFRASTRUCTURE	Dehumidification - Local History room	\$20,000					\$20,000	
	PHOTOCOPIER PRG	Photocopier	\$2,640	\$2,640	\$900			\$6,180	
	PUBLIC BUILDING MAINTENANCE	Carpet replacement	\$6,300						\$6,300
		Slate Replacement - Roof				\$300,000			\$300,000
		Repointing of 1892 Building					\$150,000		\$150,000
		Replacement of roof covering - membrane					\$38,200		\$38,200
		Smoke/Fire detection replacement			\$20,530				\$20,530
		Elevator repair/upgrade			\$10,000				\$10,000
		Exhaust fans			\$4,927			\$5,200	\$10,127
		Storm Window replacement					\$35,330		\$35,330
		Roof Drainage						\$3,200	\$3,200

Town of Arlington Five Year Capital Plan FY2010- FY2014

Sum of AMOUNT			FISCAL YEAR						
DEPARTMENT	PROGRAM	EXPENDITURE	2010	2011	2012	2013	2014	Grand Total	
LIBRARY	MAINTENANCE	Roof Repairs - 1990 Addition				\$6,500		\$6,500	
		Repointing - 1990 Addition					\$22,500	\$22,500	
		Windows- 1892 Building				\$45,200		\$45,200	
		Hot Water Heater					\$6,000	\$6,000	
	ROADS AND PATHS	Parking Lot Paving			\$9,000			\$9,000	
	VEHICLE REPLACEN	Library Van					\$20,000	\$20,000	
LIBRARY Total			\$28,940	\$38,097	\$345,230	\$248,300	\$48,500	\$709,067	
PERSONNEL	PHOTOCOPIER PROGRAM	Photocopier	\$3,200	\$3,200	\$3,200	\$2,400		\$12,000	
PERSONNEL Total			\$3,200	\$3,200	\$3,200	\$2,400		\$12,000	
PLANNING	PHOTOCOPIER PRG	Photocopier/Equipment		\$4,000	\$4,000	\$4,000	\$4,000	\$16,000	
PLANNING Total				\$4,000	\$4,000	\$4,000	\$4,000	\$16,000	
PUBLIC WORKS ADMINISTRATION	DEPARTMENTAL PR	Mall Lights	\$18,000			\$18,000	\$18,000	\$54,000	
		Traffic Light Update Program		\$4,000				\$4,000	
	PHOTOCOPIER PROGRAM	Photocopier	\$2,500	\$2,500	\$1,500			\$6,500	
PUBLIC WORKS ADMINISTRATION Total			\$20,500	\$6,500	\$1,500	\$18,000	\$18,000	\$64,500	
PUBLIC WORKS CEMETERY DIVISION	MAJOR REPAIRS	Stones/ Tombs -Clean,restore,repair	\$10,000	\$10,000				\$20,000	
	ROADS AND PATHS	Roadway Improvements		\$30,000		\$230,000		\$260,000	
	VEHICLE REPLACEN	1 ton Dump Truck	\$61,000					\$61,000	
PUBLIC WORKS CEMETERY DIVISION Total			\$71,000	\$40,000		\$230,000		\$341,000	
PUBLIC WORKS ENGINEERING DIVISION	DEPARTMENTAL PROJECT	Roadway Management Plan			\$25,000			\$25,000	
	PHOTOCOPIER PROGRAM	Copier plotter scanner	\$15,000					\$15,000	
	VEHICLE REPLACEMENT	Utility vehicle, 4 X 4			\$30,000			\$30,000	
PUBLIC WORKS ENGINEERING DIVISION Total			\$15,000		\$55,000			\$70,000	
PUBLIC WORKS HIGHWAY DIVISION	EQUIPMENT REPLACEMENT	Sander Body	\$15,000		\$16,000	\$34,000	\$17,000	\$82,000	
		Snow Plow -(1 per yr.)		\$10,000		\$12,000		\$22,000	
		Durapatch machine			\$51,000			\$51,000	
	ROADS AND PATHS	Chapter 90 Roadway	\$500,000	\$500,000	\$500,000	\$500,000	\$500,000	\$2,500,000	
		Roadway Reconstruction	\$350,000	\$350,000	\$350,000	\$350,000	\$350,000	\$1,750,000	
		Sidewalks and Curbstones	\$125,000	\$50,000	\$50,000	\$50,000	\$50,000	\$325,000	
	VEHICLE REPLACEMENT	1 ton Dump Truck	\$61,000						\$61,000
		33,000 gvw dump truck		\$95,000					\$95,000
		4WD Truck w/Sander		\$106,000				\$109,000	\$215,000
		Street Sweeper						\$170,000	\$170,000
Truck w/welder unit, 350 amp					\$90,000			\$90,000	
Utility Truck		\$68,000						\$68,000	
Compressor Truck							\$20,000	\$20,000	
2 Pickups 4WD w/ plow					\$114,000		\$114,000		
Pickups 4WD w/ plow					\$58,000		\$58,000		

Town of Arlington Five Year Capital Plan FY2010- FY2014

Sum of AMOUNT			FISCAL YEAR						
DEPARTMENT	PROGRAM	EXPENDITURE	2010	2011	2012	2013	2014	Grand Total	
PUBLIC WORKS HIGHWAY DIVISION									
Total			\$1,119,000	\$1,111,000	\$1,057,000	\$1,118,000	\$1,216,000	\$5,621,000	
PUBLIC WORKS NATURAL RESOURCES DIVISION	EQUIPMENT REPLACEMENT	Small Equipment		\$6,000		\$6,000		\$12,000	
		Stump Grinder	\$45,000					\$45,000	
	VEHICLE REPLACEMENT	1 ton Dump Truck			\$63,000	\$65,000		\$128,000	
		Pickup		\$45,000			\$47,000	\$92,000	
		1 Ton Utility Truck					\$68,000	\$68,000	
PUBLIC WORKS NATURAL RESOURCES DIVISION Total			\$45,000	\$51,000	\$63,000	\$71,000	\$115,000	\$345,000	
PUBLIC WORKS PROPERTIES DIVISION	INFRASTRUCTURE	High School Parking lot culvert			\$450,000			\$450,000	
	PUBLIC BUILDING MAINTENANCE	Grove Street Masonry repairs	\$100,000					\$100,000	
		Buildings Rehab consultant Services							
		Fox Library Windows					\$5,000	\$5,000	
VEHICLE REPLACEMENT	1 ton Dump Truck			\$62,000			\$62,000		
PUBLIC WORKS PROPERTIES DIVISION Total			\$100,000	\$62,000	\$450,000		\$5,000	\$617,000	
PUBLIC WORKS WATER/SEWER DIVISION	EQUIPMENT REPLACEMENT	Small Equipment	\$5,000	\$5,000	\$5,000	\$5,000	\$5,000	\$25,000	
		INFRASTRUCTURE IMPROVEMENT	Sewer System Rehabilitation	\$850,000	\$950,000	\$950,000	\$950,000	\$950,000	\$4,650,000
		Water System Rehabilitation	\$1,300,000	\$1,300,000	\$1,300,000	\$1,300,000	\$1,300,000	\$6,500,000	
		Hydrant replacement program	\$50,000	\$50,000	\$150,000	\$100,000	\$100,000	\$450,000	
		Lift Station upgrade	\$50,000	\$50,000	\$50,000			\$150,000	
	VEHICLE REPLACEMENT	Catch Basin Cleaner						\$295,000	\$295,000
		Utility Truck			\$75,000				\$75,000
33,000 GVW Truck		\$75,000						\$75,000	
	Pickup			\$51,000				\$51,000	
PUBLIC WORKS WATER/SEWER DIVISION Total			\$2,330,000	\$2,355,000	\$2,581,000	\$2,355,000	\$2,650,000	\$12,271,000	
RECREATION	PARKS & PLAYGRO	Feasibility Study							
		Hibbert			\$275,000			\$275,000	
		Robbins Farm				\$460,000		\$460,000	
		Wellington Playground					\$245,000	\$245,000	
		Spy Pond Tennis Courts				\$425,000		\$425,000	
		Florence Field and Playground					\$200,000	\$200,000	
		Wellington Park playground and tennis court			\$500,693			\$500,693	
		Summer Street Parking Expansion					\$117,000	\$117,000	
		North Union					\$225,000	\$225,000	
		Safety Improvements	\$25,000						\$25,000
RECREATION Total			\$25,000	\$500,693	\$275,000	\$1,110,000	\$562,000	\$2,472,693	
REDEVELOPMENT BOARD	EQUIPMENT REPLACEMENT	Central Boiler Replacement		\$40,000				\$40,000	
	INFRASTRUCTURE	Central Exterior Trim Brick Stone			\$20,000		\$20,000	\$40,000	
		Central Mechanical Electrical Elevators					\$60,000	\$60,000	

Town of Arlington Five Year Capital Plan FY2010- FY2014

Sum of AMOUNT			FISCAL YEAR					Grand Total	
DEPARTMENT	PROGRAM	EXPENDITURE	2010	2011	2012	2013	2014		
REDEVELOPMENT BOARD	INFRASTRUCTURE	Central Oil Tank De-commissioning		\$15,000				\$15,000	
		Central Roof/Gutter Downspout/chimney	\$85,000					\$85,000	
		Jefferson Cutter House Exterior Painting		\$11,000				\$11,000	
		Jefferson Cutter/Gutter Downspout/chimney						\$5,000	\$5,000
		23 Maple Roof/Gutter Downspout/chimney				\$40,000			\$40,000
		23 Maple Boiler/ AC replacement			\$30,000				\$30,000
		23 Maple Exterior renovations	\$35,000			\$22,000			\$57,000
		Crosby Exterior Trim/Brick/Stone/Chimney Repairs				\$20,000		\$20,000	\$40,000
		Dallin Library Gutter/Roof/Downspout/Fascia repairs						\$20,000	\$20,000
		Gibbs Boiler replacement	\$125,000						\$125,000
		Gibbs Exterior Trim/Brick/Stone/Chimney Repairs					\$25,000		\$25,000
		Gibbs Mechanical/ Electrical/ Elevator					\$30,000		\$30,000
		Gibbs Oil Tank Removal				\$20,000			\$20,000
		Parmenter Boiler replacement				\$48,000			\$48,000
		Parmenter Mechanical Electrical							\$15,000
		Parmenter Oil Tank Removal					\$15,000		\$15,000
		Central Exterior Site Improvements					\$10,000		\$10,000
		Jefferson Cutter Shutters				\$5,000			\$8,000
		Gibbs Retaining Wall/ Fence Repl/ Ext site improvements	\$15,000					\$30,000	\$45,000
		Gibbs Roof Replacement/ Repairs						\$35,000	\$30,000
		Parmenter Site Improvements							\$10,000
		Parmenter Interior Renovations/ Repairs							\$15,000
		Central Interior - Lobbies/ Baths/ Stairs/ Hall	\$20,000				\$15,000		\$15,000
		Jefferson Cutter Windows	\$6,000				\$11,000		\$17,000
		23 Maple Kitchen renovation	\$20,000						\$20,000
		Crosby Oil Tank Removal					\$15,000		\$15,000
		Crosby gym roof Replacement				\$45,000			\$45,000
		Jefferson Cutter Interior Renovations Repairs							\$5,000
		Gibbs Gymnasium Floor Replacement	\$50,000						\$50,000
		Gibbs Interior Renovations						\$20,000	\$20,000
		Dallin Library Exterior/Roof repairs						\$20,000	\$20,000
Parmenter Gutter/Roof/Downspout/Chimney repairs				\$25,000			\$25,000		
Parmenter Exterior Trim/Brick/Stone Repairs							\$10,000		
Crosby Steam pipe/ Floor replacement				\$30,000			\$30,000		
REDEVELOPMENT BOARD Total			\$356,000	\$269,000	\$198,000	\$190,000	\$203,000	\$1,216,000	
SCHOOLS	EQUIPMENT REPLACEMENT	Replace Fire Control Inst. Alarm Panels HS	\$20,000	\$20,000	\$20,000			\$60,000	
		Chiller - Pierce School			\$150,000			\$150,000	
	INFRASTRUCTURE IMPROVEMENT	Lowe Auditorium Rugs and Chairs					\$50,000	\$50,000	
		Asbestos Abatement - Remove Tiles							
	MAJOR REPAIRS	AHS Lowe Auditorium Bldg B Steps				\$40,000		\$40,000	
		Photocopier Lease Program	\$84,000	\$84,000	\$84,000	\$84,000	\$84,000	\$420,000	
PUBLIC BUILDING MAINTENANCE	Thompson School Improvements	\$120,000	\$120,000	\$120,000	\$120,000	\$120,000	\$600,000		

Town of Arlington Five Year Capital Plan FY2010- FY2014

Sum of AMOUNT			FISCAL YEAR					
DEPARTMENT	PROGRAM	EXPENDITURE	2010	2011	2012	2013	2014	Grand Total
SCHOOLS	MAINTENANCE	Stratton School Improvements	\$150,000	\$150,000	\$150,000	\$150,000	\$150,000	\$750,000
		High School - exterior doors	\$40,000					\$40,000
		High School - exterior painting		\$20,000	\$20,000			\$40,000
		Special Ed Space Improv. HS & Other	\$150,000					\$150,000
	STUDENT TRANSPORTATION	Bus -20 Passenger					\$47,000	\$47,000
		Bus - 35 &8 Passenger			\$112,000			\$112,000
SCHOOLS Total			\$564,000	\$394,000	\$656,000	\$441,000	\$404,000	\$2,459,000
TOWN MANAGER	PHOTOCOPIER PROGRAM	Photocopier	\$5,000	\$3,000		\$5,000	\$5,000	\$18,000
TOWN MANAGER Total			\$5,000	\$3,000		\$5,000	\$5,000	\$18,000
TREASURER	PHOTOCOPIER PROGRAM	Photocopier	\$6,000					\$6,000
TREASURER Total			\$6,000					\$6,000
VETERANS' MEMORIAL RINK ENTERPRISE FUND	INFRASTRUCTURE IMPROVEMENT	Rink Renovations: Ice slab/refrigeration/dasher boards	\$1,000,000					\$1,000,000
		Rink Renovations: Roof/ceiling/dehumidification			\$280,000			\$280,000
		Rink Renovations: Zamboni room/Locker rooms					\$265,000	\$265,000
VETERANS' MEMORIAL RINK ENTERPRISE FUND Total			\$1,000,000		\$280,000		\$265,000	\$1,545,000
Grand Total			\$7,895,540	\$8,817,640	\$6,619,530	\$7,299,700	\$7,484,700	\$38,117,110

Sum of AMOUNT		FISCAL YEAR					
FUNDING SOURCE		2010	2011	2012	2013	2014	Grand Total
BOND		\$4,052,800	\$5,164,723	\$2,628,530	\$3,382,300	\$3,575,200	\$18,803,553
CASH		\$755,740	\$651,917	\$717,000	\$697,400	\$706,500	\$3,528,557
OTHER		\$3,087,000	\$3,001,000	\$3,274,000	\$3,220,000	\$3,203,000	\$15,785,000
Grand Total		\$7,895,540	\$8,817,640	\$6,619,530	\$7,299,700	\$7,484,700	\$38,117,110

ARTICLE 42

CAPITAL BUDGET

To see if the Town will vote to appropriate a sum of money to defray the expense of purchasing, leasing, or bonding of capital equipment, infrastructure, buildings or other projects of the Town or to acquire real property for municipal purposes; to appropriate a sum of money to fund previously incurred or future Town debt, to acquire land for said projects where necessary by purchase, eminent domain taking or otherwise, determine how the money shall be raised including the possibility of borrowing any or all of the same, or the transfer of funds from any previous appropriation, determine how such money shall be expended, or take any action related thereto.

(Inserted by the Board of Selectmen, and at the request of the
Town Manager and the Capital Planning Committee)

VOTED: (1) That the sum of \$8,107,764 be and hereby is appropriated for various capital projects and equipment as shown below, and expended under the direction of the Town Manager, said sum to be raised by general tax:

Item	Amount	Project	Department
1.	\$ 5,000	Photocopier lease	BOARD OF ASSESSORS
2.	\$ 6,000	Photocopier lease	BOARD OF SELECTMEN
3.	\$ 15,000	Bullet Proof Vest Program	COMMUNITY SAFETY - POLICE SERVICES
4.	\$ 3,500	Laser Radar	COMMUNITY SAFETY - POLICE SERVICES
5.	\$ 4,500	Photocopier	COMMUNITY SAFETY - POLICE SERVICES
6.	\$ 75,000	Vehicle Replacement Program	COMMUNITY SAFETY - POLICE SERVICES
7.	\$ 15,000	Air conditioning - Server Room	COMMUNITY SAFETY - POLICE SERVICES
8.	\$ 7,500	Replace Carpeting	COMPTROLLER
9.	\$ 2,200	Photocopier Lease - Council on Aging	HEALTH & HUMAN SERVICES
10.	\$ 2,200	Photocopier Lease - Robbins House	HEALTH & HUMAN SERVICES
11.	\$ 3,500	Photocopier Lease - Board of Health	HEALTH & HUMAN SERVICES
12.	\$ 2,000	Photocopier	INFORMATION TECHNOLOGY
13.	\$ 3,000	Photocopier	LEGAL/WORKERS' COMPENSATION
14.	\$ 2,640	Photocopier	LIBRARY
15.	\$ 3,200	Photocopier	PERSONNEL
16.	\$ 18,000	Mall Lights	PUBLIC WORKS ADMINISTRATION
17.	\$ 2,500	Photocopier	PUBLIC WORKS ADMINISTRATION
18.	\$ 15,000	Copier plotter scanner	PUBLIC WORKS ENGINEERING DIVISION
19.	\$ 350,000	Roadway Reconstruction	PUBLIC WORKS HIGHWAY DIVISION
20.	\$ 125,000	Sidewalks and Curbstones	PUBLIC WORKS HIGHWAY DIVISION
21.	\$ 84,000	Photocopier Lease Program	SCHOOLS
22.	\$ 5,000	Photocopier	TOWN MANAGER
23.	\$ 6,000	Photocopier	TREASURER
24.	<u>\$ 755,740</u>	<u>Acquisitions Sub-total</u>	
25.	\$ 8,499,263	Prior Debt Service	
26.	\$ 81,056	New Debt Service	
27.	\$ (669,598)	Less MWRA Loan Payments	
28.	\$ (262,250)	Less W/S Debt Appropriation	
29.	\$ (40,000)	Less Rink Enterprise Debt Allocation	
30.	\$ (253,047)	Less Capital Carry Forward	
31.	\$ (3,400)	Less Ambulance Revolving Fund	
	\$ 8,107,764		Grand Total

(2) That the various capital projects and equipment purchases shown below shall be undertaken and financed by grants or other funds as shown below, such grants to be expended under the direction of the Town Manager.

Exhibit III

Item	Amount	Project	Department
1.	\$ 20,000	Van Replacement Program	COUNCIL ON AGING TRANSPORTATION ENTERPRISE FUND
2.	\$ 61,000	1 ton Dump Truck	PUBLIC WORKS CEMETERY DIVISION
3.	\$ 10,000	Stones/ Tombs -Clean,restore,repair	PUBLIC WORKS CEMETERY DIVISION
4.	\$ 500,000	Chapter 90 Roadway	PUBLIC WORKS HIGHWAY DIVISION
5.	\$ 850,000	Sewer System Rehabilitation	PUBLIC WORKS WATER/SEWER DIVISION
6.	\$ 5,000	Small equipment	PUBLIC WORKS WATER/SEWER DIVISION
7.	\$ 1,300,000	Water System Rehabilitation	PUBLIC WORKS WATER/SEWER DIVISION
8.	\$ 75,000	33,000 GVW Truck	PUBLIC WORKS WATER/SEWER DIVISION
9.	\$ 50,000	Hydrant replacement program	PUBLIC WORKS WATER/SEWER DIVISION
10.	\$ 50,000	Lift Station upgrade	PUBLIC WORKS WATER/SEWER DIVISION
11.	\$ 85,000	Central Roof/Gutter Downspout/chimney	REDEVELOPMENT BOARD
12.	\$ 35,000	23 Maple Exterior renovations	REDEVELOPMENT BOARD
13.	\$ 20,000	Central Interior - Lobbies/ Baths/ Stairs/ Hall	REDEVELOPMENT BOARD
14.	\$ 6,000	Jefferson Cutter Windows	REDEVELOPMENT BOARD
15.	\$ 20,000	23 Maple Kitchen renovation	REDEVELOPMENT BOARD
	\$ 3,087,000		Grand Total

And that the sum of \$71,000 transferred from the Cemetery Funds be appropriated to reduce expenses under this section.

- (3) That the sum of \$4,052,800 be and hereby is appropriated for extraordinary repairs to public facilities, acquisition of land and the purchase and installation of equipment and for costs incidental and related thereto as follows:

Item	Amount	Project	Department	Statutory Citation, Chapter 44 Section(), or any enabling Authority
1.	\$ 170,000	Ambulance replacement	COMMUNITY SAFETY - FIRE SERVICES	7(9)
2.	\$ 15,000	Building Repairs	COMMUNITY SAFETY - FIRE SERVICES	7(3A)
3.	\$ 125,000	Upgrade Radio System	COMMUNITY SAFETY - FIRE SERVICES	7(14)
4.	\$ 1,350,000	C.S. Building Renovations -5 Year plan	COMMUNITY SAFETY - POLICE SERVICES	7(3A)
5.	\$ 75,000	Whittemore Robbins House Chimney Repairs	HEALTH & HUMAN SERVICES	7(3A)
6.	\$ 25,000	Whittemore Robbins House Front Porch	HEALTH & HUMAN SERVICES	7(3A)
7.	\$ 125,000	Educational IT Program	INFORMATION TECHNOLOGY	7(28&29)
8.	\$ 23,300	Library MLN Equipment	INFORMATION TECHNOLOGY	7(28&29)
9.	\$ 40,000	School Dept-Admin Micro Program	INFORMATION TECHNOLOGY	7(28&29)
10.	\$ 30,000	Software Upgrades & Standardization	INFORMATION TECHNOLOGY	7(28&29)
11.	\$ 60,000	Town-Microcomputer Program	INFORMATION TECHNOLOGY	7(28&29)
12.	\$ 4,200	Library -PC Vend Printing/Photocopier Project	INFORMATION TECHNOLOGY	7(28&29)
13.	\$ 6,300	Carpet replacement	LIBRARY	7(3A)
14.	\$ 20,000	Dehumidification - Local History room	LIBRARY	7(3A)
15.	\$ 61,000	1 ton Dump Truck	PUBLIC WORKS HIGHWAY DIVISION	7(9)
16.	\$ 15,000	Sander Body	PUBLIC WORKS HIGHWAY DIVISION	7(9)
17.	\$ 68,000	Utility Truck	PUBLIC WORKS HIGHWAY DIVISION	7(9)
18.	\$ 45,000	Stump Grinder	PUBLIC WORKS NATURAL RESOURCES DIVISI	7(9)
19.	\$ 100,000	Grove Street Masonry repairs	PUBLIC WORKS PROPERTIES DIVISION	7(3A)
20.	\$ 25,000	Safety Improvements	RECREATION	7(25)
21.	\$ 15,000	Gibbs Retaining Wall/ Fence Repl/ Ext site improveme	REDEVELOPMENT BOARD	7(3A)
22.	\$ 125,000	Gibbs Boiler replacement	REDEVELOPMENT BOARD	7(3A)
23.	\$ 50,000	Gibbs Gymnasium Floor Replacement	REDEVELOPMENT BOARD	7(3A)
24.	\$ 20,000	Replace Fire Control Inst. Alarm Panels HS	SCHOOLS	7(3A)
25.	\$ 120,000	Thompson School Improvements	SCHOOLS	7(3A)
26.	\$ 150,000	Stratton School Improvements	SCHOOLS	7(3A)
27.	\$ 40,000	High School - exterior doors	SCHOOLS	7(3A)
28.	\$ 150,000	Special Ed Space Improv. HS & Other	SCHOOLS	7(3A)
29.	\$ 1,000,000	Rink Renovations: Ice slab/refrigeration/dasher boards	VETERANS' MEMORIAL RINK ENTERPRISE FUN	7(3A)
	\$ 4,052,800		Grand Total	

And that the Treasurer, with the approval of the Board of Selectman, is hereby authorized to borrow not exceeding the sum of \$4,052,800 under and pursuant to the statutes cited

above (requires a 2/3 vote), and any other enabling authority, and to issue bonds or notes of the Town therefor, said sum to be expended under the direction of the Town Manager.

- (4) That the Town Manager is authorized and directed to apply for and accept any further federal, state or other grants that may be available for any one or more of the foregoing projects and equipment.
- (5) Notwithstanding the foregoing, in the event that monies are not expended for the purposes delineated above then the Comptroller is authorized and directed not to transfer these excess funds to available funds, but said funds shall remain and be accounted for in the warrant article pending further vote of the Town Meeting, except as otherwise provided by law, and,
- (6) That any amounts appropriated under Section (3) above for a particular purpose under a specified section of Chapter 44 and not needed for such purpose may be expended by the Town Manager, with the approval of the Capital Planning Committee, for any other purpose listed in Section (3) above under the same section of Chapter 44.

Buildings Used by the Town of Arlington in 2009

<u>Building</u>	<u>Footprint Square Feet (source)</u>	<u>Year Built</u>	<u>Year of Completing Last Major Renovation</u>	<u>Estimated Year of Completing Next Major Renovation</u>
Community Safety Buildings				
Tower Fire Station (Park Circle)	2,700	2007		
Highland Fire Station	6,503	1929		2012 or 2013
Central Fire Station (Headquarters)	12,738	1926		2014 or 2015
Community Safety Bldg. (95% Police)	20,780	1983		2020
Dog Pound	1214 (a)			
Public School Buildings				
Bishop Elem. School	51,367	1950	2002	
Brackett Elem. School	57,670	2000		
Dallin Elem. School	68,578	1956	2005	
Hardy Elem. School	55,107	1926	2001	
Peirce Elem. School	48,500	2002		
Stratton Elem. School	63,300	1962	1968	
Thompson Elem. School	59,000	1956		
Ottoson Middle School	154,380	1920	1998	
Arlington High School (4 buildings)	394,106	1915 to 1980		
Pierce Field "Snack Shack"		2007		
Spy Pond Field House	870 (a)			
Libraries				
Robbins Library	46,003	1892	1992	
Fox Library	6,683	1940	1952	
Managed by Arlington Redevelopment Board				
Former Central School Bldg.	18746 (a)	1894 (d)	1985	
Former Crosby School Bldg.	40167 (a)	1895	1991	
Former Gibbs School Bldg.	53769 (a)	1928	1972	
Jefferson Cutter House	3,444	1817 (W)	1989 (W)	
Former Parmenter School Bldg.	27616 (a)	1926	1988	
Former Dallin Library Bldg.	4164(a)	1937	1999	
23 Maple St. (Group Home)	4,760	1901	2008	
Dept. of Public Works				
Bldg.-A (Director/Engineer/Inspection)	16608 (a)	1920	1987?	
Bldg.-B (Assembly Hall)	8568 (a)	1950	1987?	
Bldg.-C (Maintenance Garage)	40000 (a)			
Bldg.-D (Snow Fighting Garage)	6402 (a)			
Bldg.-E (Small Salt Shed)	2304 (a)			
Bldg.-G (Large Salt Shed)				
Transfer Station	1332 (a)			
Ryder Street Garage	5292 (a)	1950	???	
Cemetery Dept.				
Cem. Bldg.-A (Chapel & Office)	2016 (m)	1903		2015
Cem. Garage	825 (m)	c. 1952		

Buildings Used by the Town of Arlington in 2009

<u>Building</u>	<u>Footprint Square Feet (source)</u>	<u>Year Built</u>	<u>Year of Completing Last Major Renovation</u>	<u>Estimated Year of Completing Next Major Renovation</u>
Parks & Recreation				
Sports Center Rink	25,680	1969		
Bath House at Arlington Reservoir	815 (a)			
Pump House at Arlington Reservoir				
Other Town-owned Bldgs.				
Arlington Town Hall	45,612	1913	2005?	
& Annex	(see above)	1955	2004?	
Jarvis House (Law Office)	2809 (a)	1815		
Mt. Gilboa House	1,960	1924		
Whittemore Robbins House	1236 (a)	1790	1995	

Sources: (a) appraisal in 1979 and 1980; (d) Richard Duffy, (m) Mark Miano

Note 1: The earlier completion dates for renovation of the fire stations would be valid if the Town receives federal funds for these projects.

Note 2: This table is the latest draft of a work in progress. It includes all relevant information that the Capital Planning Committee has collected. We will continue to look for corrections and additional information.

Town of Arlington
Capital Plan History 2007-2010

Sum of AMOUNT			FISCAL YEAR					
DEPARTMENT	PROGRAM	EXPENDITURE	2007	2008	2009	2010	Grand Total	
BOARD OF ASSESSORS	PHOTOCOPIER PROGRAM	Photocopier lease	\$5,500		\$5,000	\$5,000	\$15,500	
BOARD OF ASSESSORS Total			\$5,500		\$5,000	\$5,000	\$15,500	
BOARD OF SELECTMEN	DEPARTMENTAL PROJECT	Records Retention Program						
	EQUIPMENT REPLACEMENT	Voting Booths	\$50,000	\$26,000			\$76,000	
		Board Room Chair replacement		\$5,000			\$5,000	
	PHOTOCOPIER PROGRAM	Photocopier lease	\$6,500	\$6,500	\$6,000	\$6,000	\$25,000	
BOARD OF SELECTMEN Total			\$56,500	\$37,500	\$6,000	\$6,000	\$106,000	
COMMUNITY SAFETY - FIRE SERVICES	DEPARTMENTAL PROJECT	Protective Gear Replacement	\$40,000	\$52,000	\$45,000		\$137,000	
	EQUIPMENT REPLACEMENT	Thermal Imaging Cameras		\$18,000			\$18,000	
		Upgrade Radio System			\$126,000		\$125,000	
		Furniture			\$9,500		\$9,500	
		Replace nozzles, hoses, tools				\$14,000	\$14,000	
		Exercise Equipment & Furniture						
	INFRASTRUCTURE IMPROVEMENT	Building Repairs			\$12,500	\$15,000	\$15,000	\$42,500
Highland -Bldg. Location Study			\$25,000				\$25,000	
Fire Station Plan - Central /Highland Stations					\$370,000		\$370,000	
Vehicle Replacement - Deputy Chief				\$35,000			\$35,000	
	Quint- replace ladder 2 & engine 3				\$925,000		\$925,000	
COMMUNITY SAFETY - FIRE SERVICES Total			\$65,000	\$678,000	\$1,369,000	\$310,000	\$2,422,000	
COMMUNITY SAFETY - POLICE SERVICE	DEPARTMENTAL PROJECT	Laser Radar	\$3,500	\$3,500	\$3,500	\$3,500	\$14,000	
		Parking Ticket Trak Machines			\$13,800		\$13,800	
	EQUIPMENT REPLACEMENT	Bullet Proof Vest Program	\$29,000	\$15,000	\$15,000	\$15,000	\$74,000	
		Air conditioning - Server Room				\$15,000	\$15,000	
	PHOTOCOPIER PROGRAM	Photocopier	\$4,500	\$4,500	\$4,500		\$18,000	
	PUBLIC BUILDING MAINTENANCE	C.S. Building Renovations -5 Year plan				\$1,350,000	\$1,350,000	
C.S. Building - Structural Tests				\$20,000		\$20,000		
VEHICLE REPLACEMENT	Vehicle Replacement Program	\$128,000	\$129,000	\$130,000	\$75,000	\$462,000		
COMMUNITY SAFETY - POLICE SERVICES Total			\$165,000	\$172,000	\$166,800	\$1,463,000	\$1,966,800	
COMMUNITY SAFETY - SUPPORT SERVICES	DEPARTMENTAL PROJECT	Mall Lights	\$17,000				\$17,000	
		Traffic Light Update Program	\$17,000				\$17,000	
	EQUIPMENT REPLACEMENT	Four post vehicle lift		\$20,000			\$20,000	
COMMUNITY SAFETY - SUPPORT SERVICES Total			\$34,000	\$20,000			\$54,000	
COUNCIL ON AGING TRANSPORTATION	VEHICLE REPLACEMENT	Van Replacement Program	\$10,000			\$20,000	\$30,000	
COUNCIL ON AGING TRANSPORTATION ENTERPRISE FUND Total			\$10,000			\$20,000	\$30,000	
FINANCING	DEPARTMENTAL PROJECT	Cost of Financing	\$30,000	\$30,000	\$30,000		\$90,000	
FINANCING Total			\$30,000	\$30,000	\$30,000		\$90,000	
HUMAN SERVICES	PHOTOCOPIER PROGRAM	Photocopier Lease - Council on Aging	\$2,000				\$2,000	
		Photocopier Lease - Robbins House	\$1,518				\$1,518	
HUMAN SERVICES Total			\$3,518				\$3,518	
LEGAL/WORKERS' COMPENSATION	PHOTOCOPIER PROGRAM	Photocopier	\$5,940	\$5,940		\$3,000	\$14,880	
LEGAL/WORKERS' COMPENSATION Total			\$5,940	\$5,940		\$3,000	\$14,880	
	INFRASTRUCTURE IMPROVEMENT	Dehumidification - Local History room				\$20,000	\$20,000	
		Entry steps repair	\$8,700				\$8,700	
		Moistureproofing basement periodical room		\$104,000			\$104,000	
		Ramp Lighting		\$6,000			\$6,000	
		Energy Management System			\$20,000		\$20,000	
		HVAC Equipment Replacement			\$25,000		\$25,000	
		Basement Steps Repair			\$10,362		\$10,362	
LIBRARY Total			\$102,355	\$145,260	\$127,284	\$28,940	\$403,839	
PERSONNEL Total			\$3,000			\$3,200	\$6,200	
PLANNING	INFRASTRUCTURE IMPROVEMENT	Town Garden Wall repair	\$130,000				\$130,000	
	PHOTOCOPIER PROGRAM	Photocopier/Equipment			\$4,000		\$4,000	
	PUBLIC BUILDING MAINTENANCE	Gibbs School- repair and modification of entrances			\$70,000		\$70,000	
		Maple St. electrical system replacement			\$50,000		\$50,000	
		Central School Gutters and Soffits	\$100,000				\$100,000	
		Gibbs School - Energy Management System			\$19,000		\$19,000	
	Maple Street heating and cooling systems replacement			\$30,000		\$30,000		
PLANNING Total			\$230,000	\$269,000	\$4,000		\$503,000	
PUBLIC WORKS ADMINISTRATION	DEPARTMENTAL PROJECT	Mall Lights			\$18,000	\$18,000	\$36,000	
		Traffic Light Update Program			\$3,000		\$3,000	
	PHOTOCOPIER PROGRAM	Photocopier	\$3,000		\$2,500	\$2,500	\$8,000	
PUBLIC WORKS ADMINISTRATION Total			\$3,000		\$23,500	\$20,500	\$47,000	
PUBLIC WORKS CEMETERY DIVISION	EQUIPMENT REPLACEMENT	Lawn Mowers/Small Equipment						
	INFRASTRUCTURE IMPROVEMENT	Cemetery Expansion program	\$20,000				\$20,000	
		Replacement of Fences		\$30,000	\$30,000		\$60,000	
	MAJOR REPAIRS	Stones/ Tombs -Clean,restore,repair		\$10,000	\$10,000	\$10,000	\$30,000	
VEHICLE REPLACEMENT	1 ton Dump Truck				\$61,000	\$61,000		
PUBLIC WORKS CEMETERY DIVISION Total			\$20,000	\$40,000	\$40,000	\$71,000	\$171,000	
PUBLIC WORKS ENGINEERING DIVISION	DEPARTMENTAL PROJECT	Roadway consultant services	\$25,000	\$25,000	\$25,000		\$75,000	
	PHOTOCOPIER PROGRAM	Copier plotter scanner				\$15,000	\$15,000	
	ROADS AND PATHS INFRASTRUCTURE	Chapter 90 Roadway		\$800,000	\$500,000			\$1,300,000
		Roadway Reconstruction		\$200,000	\$300,000			\$500,000
		Sidewalks and Curbstones		\$50,000	\$75,000			\$125,000
		Downing Square Improvements				\$300,000		\$300,000
VEHICLE REPLACEMENT	Utility vehicle, 4 X 4			\$27,000		\$27,000		

Town of Arlington
Capital Plan History 2007-2010

Sum of AMOUNT			FISCAL YEAR				
DEPARTMENT	PROGRAM	EXPENDITURE	2007	2008	2009	2010	Grand Total
PUBLIC WORKS ENGINEERING DIVISION Total			\$1,075,000	\$927,000	\$325,000	\$15,000	\$2,342,000
PUBLIC WORKS HIGHWAY DIVISION	DEPARTMENTAL PROJECT	Mill Lane culvert	\$250,000				\$250,000
	EQUIPMENT REPLACEMENT	Sander Body	\$12,000	\$13,000	\$14,000	\$15,000	\$54,000
		Roller (2 ton) w/trailer	\$17,000				\$17,000
		Snow Plow - (1 per yr.)	\$10,000		\$10,000		\$20,000
		Vehicle lift			\$15,000		\$15,000
	ROADS AND PATHS INFRASTRUCTURE	Chapter 90 Roadway			\$500,000	\$500,000	\$1,000,000
		Sidewalks and Curbstones			\$100,000	\$125,000	\$225,000
		Brattle Street Culvert			\$250,000		\$250,000
	VEHICLE REPLACEMENT	1 ton Dump Truck			\$45,000	\$61,000	\$106,000
		33,000 gvw dump truck	\$65,000		\$80,000		\$145,000
4WD Truck w/Sander				\$120,000	\$120,000	\$240,000	
Street Sweeper				\$140,000		\$140,000	
	Utility Truck				\$68,000	\$68,000	
PUBLIC WORKS HIGHWAY DIVISION Total			\$354,000	\$318,000	\$1,439,000	\$1,119,000	\$3,230,000
PUBLIC WORKS NATURAL RESOURCES	EQUIPMENT REPLACEMENT	Leaf vacuum	\$6,000				\$6,000
		Riding mower, 72" cut	\$15,000				\$15,000
		Small Equipment	\$6,000	\$6,000	\$6,000		\$18,000
		Wood chipper		\$30,000			\$30,000
		Grappler attachment		\$7,000			\$7,000
		Stump Grinder				\$45,000	\$45,000
	VEHICLE REPLACEMENT	1 ton Dump Truck			\$49,000		\$49,000
		Bucket/ Aerial Lift Truck	\$125,000				\$125,000
		33,000 GVW Specialty Truck		\$85,000			\$85,000
	PARKS PLAYGROUNDS & FIELDS	Bishop	\$100,000				\$100,000
Buzzell		\$90,000				\$90,000	
Feasibility Study							
	Menotomy Rocks Park	\$235,000				\$235,000	
PUBLIC WORKS NATURAL RESOURCES DIVISION Total			\$577,000	\$128,000	\$55,000	\$45,000	\$805,000
PUBLIC WORKS PROPERTIES DIVISION	EQUIPMENT REPLACEMENT	Fuel system upgrade		\$90,000			\$90,000
	PUBLIC BUILDING MAINTENANCE	Town Hall - Renovations	\$100,000	\$100,000			\$200,000
		Town Hall - replace AC units	\$10,000	\$20,000			\$30,000
		Grove St. Boiler Replacements (2)		\$45,000			\$45,000
		Fox Library - New Boiler			\$40,000		\$40,000
		Fox Library - New Windows			\$5,000		\$5,000
		Grove Street Fire Alarm system			\$25,000		\$25,000
		Robbins House - Paint/ Ext Carpentry			\$30,000		\$30,000
		Salt Shed	\$130,000				\$130,000
		Town Hall - Electrical Upgrade / Generator		\$45,000			\$45,000
		Grove Street, replace HVAC unit, access ramp	\$190,000				\$190,000
		Buildings Rehab consultant Services					
		D Building Exhaust System			\$105,000		\$105,000
		Town Hall - Annex membrane & slate roof			\$55,000		\$55,000
		Ouellette Building flashing	\$13,000				\$13,000
		"D" Building roof		\$105,000	\$230,000		\$335,000
		"D" Building elevator	\$45,000				\$45,000
Town Hall building heating distribution			\$5,500		\$5,500		
	Grove Street Masonry repairs				\$100,000	\$100,000	
PUBLIC WORKS PROPERTIES DIVISION Total			\$488,000	\$430,000	\$470,500	\$100,000	\$1,488,500
PUBLIC WORKS WATER/SEWER DIVISION	EQUIPMENT REPLACEMENT	Small Equipment	\$5,000	\$5,000	\$5,000	\$5,000	\$20,000
		Telemetry System upgrade	\$15,000				\$15,000
		Trash pump 6"			\$15,000		\$15,000
		Water Meter Program	\$2,000,000				\$2,000,000
		Water System Rehabilitation	\$1,000,000	\$1,300,000	\$1,300,000	\$1,300,000	\$4,900,000
		Lift Station upgrade		\$200,000	\$100,000	\$50,000	\$350,000
		Telemetry System		\$85,000			\$85,000
	VEHICLE REPLACEMENT	33,000 GVW Truck	\$65,000			\$75,000	\$140,000
	Jet Truck		\$250,000			\$250,000	
PUBLIC WORKS WATER/SEWER DIVISION Total			\$3,883,000	\$2,630,000	\$2,420,000	\$2,330,000	\$11,263,000
REDEVELOPMENT BOARD	INFRASTRUCTURE IMPROVEMENT	Central Roof/Gutter Downspout/chimney			\$80,000	\$85,000	\$165,000
		23 Maple Exterior renovations				\$35,000	\$35,000
		Gibbs Gutter/Roof/Downspout/Fascia repairs			\$233,000		\$233,000
		Gibbs Boiler replacement				\$125,000	\$125,000
		Town Hall Library Garden Wall Repairs			\$176,300		\$176,300
		Gibbs Retaining Wall/ Fence Repl/ Ext site improvements				\$15,000	\$15,000
		Central Interior - Lobbies/ Baths/ Stairs/ Hall				\$20,000	\$20,000
		Jefferson Cutter Windows				\$6,000	\$6,000
		23 Maple Kitchen renovation				\$20,000	\$20,000
			Gibbs Gymnasium Floor Replacement				\$50,000
REDEVELOPMENT BOARD Total					\$489,300	\$356,000	\$845,300
SCHOOLS	DEPARTMENTAL PROJECT	High School Security System		\$20,000			\$20,000
	EQUIPMENT REPLACEMENT	Equipment Replacement	\$5,000	\$5,000			\$10,000
		Pierce Field - Field Turf Groomer & Tractor	\$10,000				\$10,000
		Replace Fire Control Inst. Alarm Panels HS				\$20,000	\$20,000
	INFRASTRUCTURE IMPROVEMENT	School Improvements		\$280,000			\$280,000

Town of Arlington
Capital Plan History 2007-2010

Sum of AMOUNT			FISCAL YEAR					
DEPARTMENT	PROGRAM	EXPENDITURE	2007	2008	2009	2010	Grand Total	
SCHOOLS	INFRASTRUCTURE IMPROVEMENT	HV system - High School			\$30,000		\$30,000	
	MAJOR REPAIRS	Asbestos Abatement - Remove Tiles AHS domestic Hot Water Boiler			\$70,000		\$70,000	
	PHOTOCOPIER PROGRAM	Photocopier Lease Program		\$38,000	\$60,000	\$84,000	\$84,000	\$266,000
		Thompson/Stratton Infrastructure Improvements		\$30,000				\$30,000
		Stratton Refurbish Rest Rooms			\$150,000			\$150,000
		Thompson Refurbish Rest Rooms			\$120,000			\$120,000
		Thompson Infrastructure				\$120,000		\$120,000
		Thompson School Improvements					\$120,000	\$120,000
		High School - exterior doors					\$40,000	\$40,000
	Special Ed Space Improv. HS & Other					\$150,000	\$150,000	
ROADS AND PATHS INFRASTRUCTURE	Systemwide - Parking/Roadway Resurfacing							
STUDENT TRANSPORTATION	School Bus Replacement	\$143,000					\$143,000	
VEHICLE REPLACEMENT	Food Service Van		\$40,000				\$40,000	
SCHOOLS Total			\$236,000	\$685,000	\$454,000	\$564,000	\$1,939,000	
TOWN MANAGER	PHOTOCOPIER PROGRAM	Photocopier		\$6,000	\$5,000	\$5,000	\$16,000	
TOWN MANAGER Total				\$6,000	\$5,000	\$5,000	\$16,000	
TREASURER	PHOTOCOPIER PROGRAM	Photocopier		\$6,000	\$6,000	\$6,000	\$18,000	
TREASURER Total				\$6,000	\$6,000	\$6,000	\$18,000	
VETERANS' MEMORIAL RINK ENTERPRISE FUND	EQUIPMENT REPLACEMENT	Scissor Lift	\$12,000				\$12,000	
	INFRASTRUCTURE IMPROVEMENT	Rink Renovations: Ice slab/refrigeration/dasher boards				\$1,000,000	\$1,000,000	
	MAJOR REPAIRS	Chiller replacement		\$100,000			\$100,000	
VETERANS' MEMORIAL RINK ENTERPRISE FUND Total			\$12,000	\$100,000		\$1,000,000	\$1,112,000	
RECREATION	PARKS & PLAYGROUNDS	Feasibility Study						
		Safety Improvements				\$25,000	\$25,000	
	PARKS PLAYGROUNDS & FIELDS	Feasibility Study			\$10,000			\$10,000
		Summer Street Playground			\$365,000			\$365,000
		Thorndike Field parking expansion			\$75,000	\$95,000		\$170,000
		Pheasant Ave/Stratton School Field & Playground			\$361,100			\$361,100
		Library MLN Equipment	\$17,300	\$21,800	\$21,400	\$23,300		\$83,800
		School Dept-Admin Micro Program		\$40,000	\$40,000	\$40,000		\$120,000
		Software Upgrades & Standardization	\$30,000	\$30,000	\$30,000	\$30,000		\$120,000
		Town-Microcomputer Program	\$65,000	\$63,000	\$60,000	\$60,000		\$248,000
Firehouse software		\$19,000				\$19,000		
INFORMATION TECHNOLOGY Total			\$384,200	\$301,050	\$312,650	\$284,500	\$1,282,400	
HEALTH & HUMAN SERVICES	INFRASTRUCTURE IMPROVEMENT	Refurbish office			\$30,000		\$30,000	
		Whittemore Robbins House Chimney Repairs				\$75,000	\$75,000	
		Whittemore Robbins House Front Porch				\$25,000	\$25,000	
	PHOTOCOPIER PROGRAM	Photocopier Lease - Council on Aging			\$2,000		\$2,200	\$4,200
		Photocopier Lease - Robbins House			\$1,518		\$2,200	\$3,718
VEHICLE REPLACEMENT	Photocopier Lease - Board of Health					\$3,500	\$3,500	
VEHICLE REPLACEMENT	Cargo Van		\$16,000				\$16,000	
HEALTH & HUMAN SERVICES Total				\$19,518	\$30,000	\$107,900	\$157,418	
COMPTROLLER	DEPARTMENTAL PROJECT	Replace Carpeting				\$7,500	\$7,500	
COMPTROLLER Total						\$7,500	\$7,500	
Grand Total			\$7,743,013	\$7,384,368	\$8,248,034	\$7,895,540	\$31,270,955	

**Town of Arlington
Forecast of New Debt Service Capital Plan FY2010-FY2014**

DEPARTMENT	EXPENDITURE	2010	2011	2012	2013	2014	Grand Total
COMMUNITY SAFETY - FIRE SERVICES	Ambulance replacement	\$3,400	\$49,300	\$47,600	\$45,900	\$47,600	\$193,800
	Fire Station Plan - Central Station					\$6,400	\$6,400
	Automatic Difibrillators		\$320	\$2,240	\$2,176	\$2,112	\$6,848
	Protective Gear Replacement				\$640	\$5,280	\$5,920
	Fire Station - Highland		\$64,000	\$288,000	\$281,600	\$275,200	\$908,800
	Building Repairs	\$300	\$2,440	\$4,770	\$6,742	\$6,544	\$20,796
	Thermal Imaging Cameras			\$480	\$5,760	\$5,568	\$11,808
	Upgrade Radio System	\$2,500	\$13,333	\$13,000	\$12,667	\$12,333	\$53,833
	Replace 1 Engine (#3 or #4)					\$10,500	\$10,500
	Self Contained Breathing Apparatus					\$1,400	\$1,400
	Relocation/temporary housing during rebuild program		\$4,000	\$18,000	\$17,600	\$17,200	\$56,800
Replace fire alarm system		\$5,500	\$24,750	\$24,200	\$23,650	\$78,100	
COMMUNITY SAFETY - FIRE SERVICES Total		\$6,200	\$138,893	\$398,840	\$397,285	\$413,787	\$1,355,005
COMMUNITY SAFETY - POLICE SERVICES	Digital fingerprint imaging machine			\$500	\$2,250	\$2,200	\$4,950
	Animal Control Van		\$600	\$5,486	\$5,314	\$5,143	\$16,543
	C.S. Building Renovations -5 Year plan	\$27,000	\$108,000	\$105,840	\$122,380	\$176,320	\$539,540
	Speed Trailer Replacement					\$300	\$300
COMMUNITY SAFETY - POLICE SERVICES Total		\$27,000	\$108,600	\$111,826	\$129,944	\$183,963	\$561,333
COMMUNITY SAFETY - SUPPORT SERVICES	Tire Changing Machine					\$300	\$300
COMMUNITY SAFETY - SUPPORT SERVICES Total						\$300	\$300
HEALTH & HUMAN SERVICES	Whittemore Robbins House Front Porch	\$500	\$4,571	\$4,429	\$4,286	\$4,143	\$17,929
	Whittemore Robbins House Chimney Repairs	\$1,500	\$13,714	\$13,286	\$12,857	\$12,429	\$53,786
HEALTH & HUMAN SERVICES Total		\$2,000	\$18,286	\$17,714	\$17,143	\$16,571	\$71,714
INFORMATION TECHNOLOGY	Educational IT Program	\$2,500	\$47,267	\$58,700	\$103,300	\$104,567	\$316,333
	Library MLN Equipment	\$466	\$9,105	\$16,379	\$23,458	\$21,956	\$71,363
	School Dept-Admin Micro Program	\$800	\$15,333	\$22,667	\$36,800	\$37,067	\$112,667
	Software Upgrades & Standardization	\$600	\$11,800	\$22,600	\$33,000	\$33,000	\$101,000
	Town-Microcomputer Program	\$1,200	\$22,800	\$30,267	\$51,600	\$52,133	\$158,000
	Replacement of Receivable Package					\$4,000	\$4,000
	Library -PC Vend Printing/Photocopier Project	\$84	\$852	\$1,614	\$2,499	\$3,354	\$8,403
	Library RFID system					\$3,700	\$3,700
INFORMATION TECHNOLOGY Total		\$5,650	\$107,157	\$152,226	\$250,657	\$259,777	\$775,466
INSPECTIONS	Vehicle - Building/Plumbing/Wire Inspectors		\$500	\$4,571	\$4,929	\$8,857	\$18,857
INSPECTIONS Total			\$500	\$4,571	\$4,929	\$8,857	\$18,857
LIBRARY	Carpet replacement	\$126	\$882	\$857	\$832	\$806	\$3,503
	Slate Replacement - Roof			\$6,000	\$27,000	\$26,400	\$59,400
	Repointing of 1892 Building				\$3,000	\$13,500	\$16,500
	Replacement of roof covering - membrane				\$764	\$3,438	\$4,202
	Smoke/Fire detection replacement		\$411	\$1,848	\$1,807	\$1,766	\$5,831
	Parking Lot Paving			\$180	\$1,260	\$1,224	\$2,664
	Storm Window replacement			\$707	\$3,180	\$3,109	\$6,995
	Windows- 1892 Building				\$904	\$4,068	\$4,972
	Roof Drainage				\$64	\$288	\$352
	Roof Repairs - 1990 Addition				\$130	\$585	\$715
	Repointing - 1990 Addition					\$450	\$450
	Hot Water Heater					\$120	\$120
	Dehumidification - Local History room	\$400	\$3,657	\$3,543	\$3,429	\$3,314	\$14,343
	LIBRARY Total		\$526	\$4,950	\$13,134	\$42,369	\$59,068
PUBLIC WORKS ENGINEERING	Utility vehicle, 4 X 4			\$600	\$5,486	\$5,314	\$11,400
PUBLIC WORKS ENGINEERING DIVISION Total				\$600	\$5,486	\$5,314	\$11,400
PUBLIC WORKS HIGHWAY DIVISION	1 ton Dump Truck	\$1,220	\$11,154	\$10,806	\$10,457	\$10,109	\$43,746
	33,000 gvw dump truck		\$1,900	\$22,800	\$22,040	\$21,280	\$68,020
	4WD Truck w/Sander		\$2,120	\$25,440	\$24,592	\$25,924	\$78,076
	Sander Body	\$300	\$3,600	\$3,800	\$7,880	\$15,452	\$31,032
	Street sweeper					\$3,400	\$3,400
	Truck w/welder unit, 350 amp			\$1,800	\$16,457	\$15,943	\$34,200
	Utility Truck	\$1,360	\$12,434	\$12,046	\$11,657	\$11,269	\$48,766
	Compressor Truck					\$400	\$400
	Durapatch machine			\$1,020	\$7,140	\$6,936	\$15,096
	2 Pickups 4WD w/ plow				\$2,280	\$20,846	\$23,126
	Pickups 4WD w/ plow				\$1,160	\$10,606	\$11,766
PUBLIC WORKS HIGHWAY DIVISION Total		\$2,880	\$31,209	\$77,711	\$103,663	\$142,163	\$357,627
PUBLIC WORKS NATURAL RESOURCES DIVISION	1 ton Dump Truck			\$1,260	\$10,120	\$17,668	\$29,048
	Pickup		\$900	\$8,229	\$7,971	\$8,654	\$25,754
	Stump Grinder	\$900	\$8,229	\$7,971	\$7,714	\$7,457	\$32,271
	1 Ton Utility Truck					\$1,360	\$1,360
PUBLIC WORKS NATURAL RESOURCES DIVISION Total		\$900	\$9,129	\$17,460	\$25,806	\$35,139	\$88,434
PUBLIC WORKS PROPERTIES DIVISION	1 ton Dump Truck		\$1,240	\$11,337	\$10,983	\$10,629	\$34,189
	High School Parking lot culvert			\$9,000	\$40,500	\$39,600	\$89,100

**Town of Arlington
Forecast of New Debt Service Capital Plan FY2010-FY2014**

DEPARTMENT	EXPENDITURE	2010	2011	2012	2013	2014	Grand Total
PUBLIC WORKS PROPERTIES DIVISION	Grove Street Masonry repairs	\$2,000	\$9,000	\$8,800	\$8,600	\$8,400	\$36,800
PUBLIC WORKS PROPERTIES DIVISION Total		\$2,000	\$10,240	\$29,137	\$60,083	\$58,629	\$160,089
RECREATION	Hibbert			\$5,500	\$38,500	\$37,400	\$81,400
	Robbins Farm				\$9,200	\$64,400	\$73,600
	Wellington Playground					\$4,900	\$4,900
	Spy Pond Tennis Courts				\$8,500	\$59,500	\$68,000
	Summer Street Parking Expansion					\$2,340	\$2,340
	Florence Field and Playground					\$4,000	\$4,000
	Wellington Park playground and tennis court		\$10,014	\$70,097	\$68,094	\$66,091	\$214,297
	North Union				\$4,500	\$31,500	\$36,000
	Safety Improvements	\$500	\$4,571	\$4,429	\$4,286	\$4,143	\$17,929
RECREATION Total		\$500	\$14,585	\$80,026	\$133,080	\$274,274	\$502,465
REDEVELOPMENT BOARD	Gibbs Oil Tank Removal		\$400	\$1,800	\$1,760	\$1,720	\$5,680
	Parmenter Oil Tank Removal			\$300	\$1,350	\$1,320	\$2,970
	Parmenter Boiler replacement		\$960	\$4,320	\$4,224	\$4,128	\$13,632
	Crosby Gutter/Roof/Downspout/Fascia repairs		\$2,600	\$11,700	\$11,440	\$11,180	\$36,920
	Dallin Library Gutter/Roof/Downspout/Fascia repairs					\$400	\$400
	Gibbs Boiler replacement	\$2,500	\$11,250	\$11,000	\$10,750	\$10,500	\$46,000
	Gibbs Mechanical/ Electrical/ Elevator			\$600	\$2,700	\$3,240	\$6,540
	Parmenter Interior Renovations/ Repairs					\$300	\$300
	Parmenter Site Improvements					\$200	\$200
	Parmenter Mechanical Electrical					\$300	\$300
	Parmenter Exterior Trim/Brick/Stone Repairs					\$200	\$200
	Gibbs Exterior Trim/Brick/Stone/Chimney Repairs				\$500	\$2,250	\$2,750
	Gibbs Roof Replacement/ Repairs				\$700	\$3,750	\$4,450
	Gibbs Gymnasium Floor Replacement	\$1,000	\$4,500	\$4,400	\$4,300	\$4,200	\$18,400
	Crosby Steam pipe/ Floor replacement		\$600	\$2,700	\$2,640	\$2,580	\$8,520
	Crosby gym roof Replacement		\$900	\$4,050	\$3,960	\$3,870	\$12,780
	Parmenter Gutter/Roof/Downspout/Chimney repairs		\$500	\$2,250	\$2,200	\$2,150	\$7,100
	Crosby Oil Tank Removal			\$300	\$1,350	\$1,320	\$2,970
	Gibbs Interior Renovations				\$400	\$1,800	\$2,200
	Gibbs Retaining Wall/ Fence Repl/ Ext site improvements	\$300	\$1,350	\$1,320	\$1,890	\$3,960	\$8,820
	Dallin Library Exterior/Roof repairs				\$400	\$1,800	\$2,200
	Crosby Exterior Trim/Brick/Stone/Chimney Repairs			\$400	\$1,800	\$2,160	\$4,360
REDEVELOPMENT BOARD Total		\$3,800	\$23,060	\$45,140	\$52,364	\$63,328	\$187,692
SCHOOLS	AHS Lowe Auditorium Bldg B Steps				\$800	\$5,600	\$6,400
	Bus -20 Passenger				\$940	\$11,280	\$12,220
	Lowe Auditorium Rugs and Chairs					\$1,000	\$1,000
	Bus - 35 & 8 Passenger			\$2,240	\$26,880	\$25,984	\$55,104
	Stratton School Improvements	\$3,000	\$16,500	\$29,700	\$42,600	\$55,200	\$147,000
	Thompson School Improvements	\$2,400	\$13,200	\$23,760	\$34,080	\$44,160	\$117,600
	Replace Fire Control Inst. Alarm Panels HS	\$400	\$4,057	\$7,600	\$10,629	\$10,286	\$32,971
	High School - exterior doors	\$800	\$7,314	\$7,086	\$6,857	\$6,629	\$28,686
	High School - exterior painting		\$400	\$4,057	\$7,200	\$6,971	\$18,629
	Chiller - Pierce School			\$3,000	\$27,429	\$26,571	\$57,000
	Special Ed Space Improv. HS & Other	\$3,000	\$27,429	\$26,571	\$25,714	\$24,857	\$107,571
SCHOOLS Total		\$9,600	\$68,900	\$104,014	\$183,129	\$218,538	\$584,181
VETERANS' MEMORIAL RINK ENTERPRISE FUND	Rink Renovations: Zamboni room/Locker rooms					\$5,300	\$5,300
	Rink Renovations: Ice slab/refrigeration/dasher boards	\$20,000	\$106,667	\$104,000	\$101,333	\$98,667	\$430,667
	Rink Renovations: Roof/ceiling/dehumidification			\$5,600	\$29,867	\$29,120	\$64,587
VETERANS' MEMORIAL RINK ENTERPRISE FUND Total		\$20,000	\$106,667	\$109,600	\$131,200	\$133,087	\$500,553
Grand Total		\$81,056	\$642,175	\$1,162,000	\$1,537,136	\$1,872,797	\$5,295,163